

ADAC TCR Germany

Result List Race 1



Provisional

Reg. Nr.: KNAF 0301.17.196

Amended
23.7.2017 - 8:03

Circuit Zandvoort, Length: 4307m

Air temperature: 18.9°C

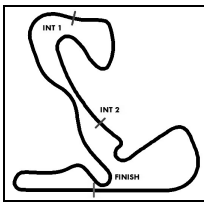
Track temperature: 21.88°C

Weather condition: Wet

Saturday, July 22, 2017 15:15:00

started : 36 classified : 30 not classified : 6

Nr.	Drivers	Team	Laps	Total Time	Gap	Kph	Lap	Time	Kph	
Cl.	Car	Competitor								
1	38	J.Wolfe(USA) VW Golf GTI TCR	TEAM ENGSTLER USA LIQUI MOLY Team Engstler	13	1:02:45.724		51.3	5	1:53.960	136.0
2	58	R.Breukers(NLD) SEAT Leon TCR	Bas Koeten Racing 2(NLD) Bas Koeten Racing BV	13	1:02:45.993	0.269	51.3	5	1:52.871	137.3
3	1	J.Files(GBR) Honda Civic TCR	Target Competition UK-SUI(GBR) Target srl.	13	1:02:46.535	0.811	51.2	5	1:56.074	133.5
4	2	A.Morgan(GBR) SEAT Leon TCR	Wolf-Power Racing 2 Wolf-Power Racing	13	1:02:48.351	2.627	51.3	5	1:51.648	138.8
5	82	T.Kramwinkel(DEU) Audi RS 3 LMS	GermanFLAVOURS Racing GermanFLAVOURS Racing	13	1:02:52.689	6.965	51.3	5	1:51.285	139.3
6	99	T.Zimmermann(DEU) Audi RS 3 LMS	Target Competition GER Target srl.	13	1:02:52.856	7.132	51.5	5	1:50.698	140.0
7	3	G.Rdest(POL) Audi RS 3 LMS	Target Competition SWE-POL Target srl.	13	1:02:54.688	8.964	51.3	5	1:51.455	139.1
8	12	S.Larsson(SWE) Audi RS 3 LMS	Target Competition SWE-POL Target srl.	13	1:02:55.402	9.678	51.3	5	1:51.554	138.9
9	20	N.Kankkunen(FIN) Audi RS 3 LMS	LMS Racing(FIN) LMS Racing	13	1:02:56.825	11.101	51.4	5	1:52.139	138.2
10	66	R.Jost(CHE) SEAT Leon TCR	TOPCAR Sport TOPCAR Sport	13	1:02:59.216	13.492	51.3	5	1:52.081	138.3
11	57	M.Verhagen(NLD) Audi RS 3 LMS	Bas Koeten Racing 1(NLD) Bas Koeten Racing BV	13	1:02:59.645	13.921	51.3	5	1:52.591	137.7
12	54	S.Reicher(AUT) R Audi RS 3 LMS	Certainty Racing Team(NLD) Certainty Racing Team BV	13	1:03:00.106	14.382	51.3	5	1:53.445	136.6
13	84	M.Sandberg(NLD) Audi RS 3 LMS	Racing One 2 Racing One GmbH	13	1:03:03.913	18.189	51.3	5	1:52.065	138.3
14	40	D.Koster(NLD) Audi RS 3 LMS	Certainty Racing Team(NLD) Dillon Koster	13	1:03:04.416	18.692	51.3	5	1:52.170	138.2
15	14	N.Langeveld(NLD) Audi RS 3 LMS	Racing One Racing One GmbH	13	1:03:11.308	25.584	51.3	5	1:50.325	140.5
16	19	M.Hofer(AUT) Audi RS 3 LMS	AC 1927 Mayen e.V. im ADAC AC 1927 Mayen e.V. im ADAC	13	1:03:17.792	32.068	51.3	5	1:51.953	138.4
17	7	M.Halder(DEU) SEAT Leon TCR	Wolf-Power Racing 2 Wolf-Power Racing	13	1:03:18.195	32.471	51.1	5	1:53.464	136.6
18	8	L.Engstler(DEU) R VW Golf GTI TCR	JUNIOR TEAM ENGSTLER(DEU) LIQUI MOLY Team Engstler	13	1:03:18.709	32.985	51.2	5	1:56.589	132.9
19	18	S.van der Linde(ZAF) Audi RS 3 LMS	AC 1927 Mayen e.V. im ADAC AC 1927 Mayen e.V. im ADAC	13	1:03:19.585	33.861	51.5	5	1:50.703	140.0
20	10	A.Buri(FIN) Audi RS 3 LMS	LMS Racing(FIN) LMS Racing	13	1:03:23.579	37.855	51.1	5	1:55.943	133.7
21	41	S.Kirsch(DEU) Honda Civic TCR	Honda Team ADAC Sachsen ADAC Sachsen e.V.	13	1:03:25.356	39.632	51.0	5	1:56.226	133.4
22	22	H.Proczyk(AUT) SEAT Leon TCR	HP Racing HP Racing	13	1:03:28.120	42.396	51.0	5	1:56.093	133.5
23	78	F.Danz(CHE) SEAT Leon TCR	Schlaeppli Race-Tec(CHE) Schlaeppli Race-Tec	13	1:03:28.276	42.552	51.2	5	1:52.473	137.8
24	44	S.Kaibach(DEU) Audi RS 3 LMS	Aust Motorsport(DEU) Aust Motorsport	13	1:03:30.304	44.580	51.1	8	1:49.322	141.8
25	64	S.Markert(DEU) Audi RS 3 LMS	GermanFLAVOURS Racing ADAC Berlin-Brandenburg e.V.	13	1:03:36.259	50.535	51.4	5	1:59.174	130.1
26	11	J.Schmarl(AUT) Honda Civic TCR	Target Competition AUT-POR Target srl.	13	1:03:36.640	50.916	51.3	5	1:56.775	132.7



ADAC TCR Germany



Result List Race 1

Provisional

Reg. Nr.: KNAF 0301.17.196

Amended
23.7.2017 - 8:03

Circuit Zandvoort, Length: 4307m

Air temperature: 18.9°C

Track temperature: 21.88°C

Weather condition: Wet

Saturday, July 22, 2017 15:15:00

started : 36 classified : 30 not classified : 6

Nr.	Drivers	Team	Laps	Total Time	Gap	Kph	Lap	Time	Kph
Cl.	Car	Competitor							
27	36 D.Calcum(DEU) Opel Astra TCR	Schlaepfi Race-Tec(CHE) Schlaepfi Race-Tec	12	1:03:05.204	1LAPS	49.6	4	1:57.516	131.9
28	28 P.Eberle(CHE) SEAT Leon TCR	Steibel Motorsport(CZE) Pascal Eberle	12	1:03:14.794	1LAPS	47.0	12	2:00.669	128.4
29	25 L.Hezemans(NLD) Audi RS 3 LMS	Aust Motorsport(DEU) Aust Motorsport	12	1:03:28.867	1LAPS	47.0	5	1:58.479	130.8
30	9 S.Goede(DEU) VW Golf GTI TCR	TEAM ENGSTLER USA LIQUI MOLY Team Engstler	12	1:03:31.066	1LAPS	47.1	11	2:02.927	126.1

Not classified

98	T.Lautenschlager(DEU) Audi RS 3 LMS	Target Competition GER Target srl.	8	51:18.158	5 LAP	37.0	5	1:53.059	137.1
94	K.Richard(CHE) Honda Civic TCR	Target Competition UK-SUI(GBR) Target srl.	5	43:57.976	8 LAP	24.8	5	1:52.380	137.9
35	R.Rhyn(CHE) SEAT Leon TCR	TOPCAR Sport TOPCAR Sport	1	2:59.489	12 LAP				
39	F.Thoma(CHE) VW Golf GTI TCR	JUNIOR TEAM ENGSTLER(DEU) LIQUI MOLY Team Engstler							
17	J.Preisig(CHE) Opel Astra TCR	Lubner Motorsport(DEU) Lubner Motorsport							
88	M.Oestreich(DEU) Honda Civic TCR	Honda Team ADAC Sachsen ADAC Sachsen e.V.							

Did not start

42	L.Niedertscheider(AUT) SEAT Leon TCR	Niedertscheider Motorsport(AUT) Niedertscheider Motorsport							
13	K.Jordan(DEU) VW Golf GTI TCR	Racing One Racing One GmbH							
27	J.Rodrigues(PRT) Honda Civic TCR	Target Competition AUT-POR Target srl.							
56	J.van Lagen(NLD) Audi RS 3 LMS	Bas Koeten Racing 1(NLD) Bas Koeten Racing BV							

Fastest lap of the race. Car 44 driver Sandro Kaibach on lap 8. Time 1:49.322, average speed 141.8 km/h.

Following race director decision no. 58,59,60,61,62,63,65 drive trough penalty converted into a time penalty of 30 seconds for car no. 7,41,22,8,28,44,19

Following race director decision no. 66,67,68,69,70,71,73,74 drive trough penalty converted into a time penalty of 30 seconds for car no. 14,10,11,9,64,18,78,25

Subject to final scrutineering!		
Publication time:	Clerk of the Course: Jeroen Frieman	Timekeeper: Steffen Ruhl

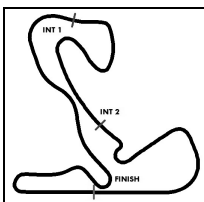
ver: 2.1

www.adac.de/motorsport

Page 2/ 2 printed: 23.7.2017 8:03

CERTINA

S W I S S W A T C H E S



ADAC TCR Germany



Sector List Race 1

Provisional

Circuit Zandvoort, Length: 4307m

Air temperature: 18.9°C

Track temperature: 21.88°C

Weather condition: Wet

Reg. Nr.: KNAF 0301.17.196

Saturday, July 22, 2017 15:15:00

Lap	Time	SE1	SP1	SE2	SP2	SE3	SP3	TSP	Lap	Time	SE1	SP1	SE2	SP2	SE3	SP3	TSP
1 Files, GBR									theoretical besttime: 1:54.822								
1	2:13.151	57.926	175	30.279	108	44.946	94	170	8	2:33.573	1:09.658	95	40.286	123	43.629	215	127
2	2:53.683	1:16.093	102	41.497	146	56.093	81	78	9	2:04.747	50.558	169	30.623	146	43.566	103	213
3	34:08.280	1:12.774	106	42.377	102	32:13.129	75	91	10	2:43.631	1:12.444	88	41.877	127	49.310	154	114
4	2:45.661	1:20.608	96	45.095	64	39.958	216	115	11	2:39.779	1:11.619	103	39.252	124	48.908	215	154
5	1:56.074	49.946	165	31.531	186	34.597	212	203	12	2:01.484	53.830	158	31.629	163	36.025	210	193
6	2:06.082	51.577	156	32.911	113	41.594	160	213	13	2:00.664	52.631	160	31.093	169	36.940	193	197
7	2:39.726	1:11.080	90	41.060	120	47.586	128	144									

Lap	Time	SE1	SP1	SE2	SP2	SE3	SP3	TSP	Lap	Time	SE1	SP1	SE2	SP2	SE3	SP3	TSP
2 Morgan, GBR									theoretical besttime: 1:51.648								
1	2:22.976	1:00.321	173	32.220	83	50.435	88	181	8	2:34.444	1:10.314	107	40.474	128	43.656	208	163
2	2:56.371	1:13.899	66	42.997	124	59.475	88	110	9	2:02.488	48.994	175	28.323	179	45.171	109	205
3	34:04.374	1:06.797	80	46.800	83	32:10.777	83	127	10	2:41.427	1:12.404	102	40.703	118	48.320	169	128
4	2:41.638	1:19.217	91	44.169	68	38.252	213	74	11	2:42.483	1:13.603	112	39.833	122	49.047	206	136
5	1:51.648	48.837	175	28.391	190	34.420	212	210	12	2:03.165	54.747	151	31.587	153	36.831	203	170
6	2:04.094	52.238	171	30.287	114	41.569	153	212	13	2:02.863	54.252	155	31.566	170	37.045	210	172
7	2:40.380	1:12.350	91	40.129	147	47.901	145	138									

Lap	Time	SE1	SP1	SE2	SP2	SE3	SP3	TSP	Lap	Time	SE1	SP1	SE2	SP2	SE3	SP3	TSP
3 Rdest, POL									theoretical besttime: 1:51.455								
1	2:31.092	1:02.708	176	34.230	69	54.154	114	181	8	2:30.030	1:07.426	96	39.772	141	42.832	212	131
2	2:56.440	1:10.258	80	44.460	109	1:01.722	73	123	9	2:04.003	52.627	160	30.779	150	40.597	107	206
3	34:02.899	1:04.016	84	48.383	83	32:10.500	86	147	10	2:43.814	1:11.643	73	43.212	126	48.959	152	98
4	2:39.537	1:18.557	84	43.547	58	37.433	215	79	11	2:37.445	1:10.346	92	39.510	135	47.589	207	163
5	1:51.455	48.905	177	29.803	186	32.747	217	216	12	2:04.887	54.759	153	32.259	154	37.869	205	178
6	2:09.135	52.514	174	33.717	101	42.904	153	220	13	2:03.200	55.216	156	31.627	154	36.357	193	183
7	2:40.751	1:10.732	88	41.252	117	48.767	127	160									

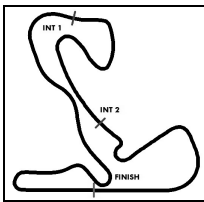
Lap	Time	SE1	SP1	SE2	SP2	SE3	SP3	TSP	Lap	Time	SE1	SP1	SE2	SP2	SE3	SP3	TSP
7 Halder, DEU									theoretical besttime: 1:53.464								
1	2:09.796	55.770	176	29.913	124	44.113	83	162	8	2:38.100	1:11.607	105	39.607	127	46.886	207	138
2	2:53.295	1:16.697	105	40.551	122	56.047	78	89	9	2:05.465	52.630	156	30.705	150	42.130	98	175
3	34:08.223	1:13.680	106	40.712	109	32:13.831	81	94	10	2:43.435	1:12.192	90	43.104	138	48.139	162	107
4	2:47.619	1:21.026	101	46.376	66	40.217	215	97	11	2:39.441	1:11.732	101	39.155	124	48.554	210	148
5	1:53.464	49.595	157	29.734	175	34.135	213	206	12	2:02.391	53.886	149	31.734	168	36.771	208	189
6	2:06.731	51.783	146	32.473	133	42.475	147	200	13	2:01.300	53.341	159	31.441	177	36.518	211	191
7	2:38.935	1:11.940	102	39.659	138	47.336	151	132									

Lap	Time	SE1	SP1	SE2	SP2	SE3	SP3	TSP	Lap	Time	SE1	SP1	SE2	SP2	SE3	SP3	TSP
8 Engstler, DEU									theoretical besttime: 1:55.611								
1	2:15.100	58.128	177	30.524	81	46.448	104	161	8	2:31.531	1:08.583	98	40.113	122	42.835	211	126
2	2:53.457	1:14.913	108	41.720	149	56.824	78	75	9	2:05.925	52.610	161	31.003	140	42.312	118	195
3	34:07.464	1:11.866	101	43.094	94	32:12.504	75	97	10	2:43.443	1:11.209	88	43.551	121	48.683	153	106
4	2:44.979	1:20.281	98	45.080	65	39.618	217	98	11	2:38.468	1:10.702	95	39.502	124	48.264	205	177
5	1:56.589	50.436	169	31.502	171	34.651	210	207	12	2:03.203	53.862	148	32.399	157	36.942	205	183
6	2:09.031	53.332	159	33.557	114	42.142	164	206	13	1:59.575	53.007	157	31.070	167	35.498	195	176
7	2:39.944	1:10.955	90	40.636	115	48.353	125	152									

Lap	Time	SE1	SP1	SE2	SP2	SE3	SP3	TSP	Lap	Time	SE1	SP1	SE2	SP2	SE3	SP3	TSP
9 Goede, DEU									theoretical besttime: 1:52.330								
1	2:45.921	1:10.296	169	39.757	43	55.868	91	171	7	2:24.378	1:03.921	105	39.568	163	40.889	205	140
2	3:00.345	1:05.914	87	46.463	139	1:07.968	73	145	8	2:05.885	49.106	175	34.594	83	42.185	144	212
3	34:08.773	57.800	121	52.900	91	32:18.073	54	140	9	2:46.747	1:10.701	79	44.623	109	51.423	147	108
4	4:27.775	3:24.551	166	29.473	181	33.751	206		10	2:32.192	1:06.555	107	39.128	142	46.509	203	150
5	2:02.977	51.182	160	34.295	144	37.500	199	215	11	2:02.927	55.173	164	31.351	168	36.403	207	181
6	2:40.013	1:08.224	83	41.945	123	49.844	139	164	12	2:03.133	55.039	152	31.906	163	36.188	200	185

Lap	Time	SE1	SP1	SE2	SP2	SE3	SP3	TSP	Lap	Time	SE1	SP1	SE2	SP2	SE3	SP3	TSP
10 Buri, FIN									theoretical besttime: 1:55.943								
1	2:17.481	58.468	178	31.049	87	47.964	105	165	8	2:30.749	1:08.045	98	39.741	135	42.963	211	125
2	2:53.762	1:14.451	93	42.401	124	56.910	91	73	9	2:08.774	53.450	160	34.661	119	40.663	122	207
3	34:06.839	1:10.909	97	45.532	79	32:10.398	77	95	10	2:44.044	1:10.646	72	43.826	116	49.572	146	119
4	2:43.833	1:20.211	89	44.202	67	39.420	217	72	11	2:35.151	1:09.184	93	39.645	134	46.322	210	141
5	1:55.943	49.898	165	30.689	181	35.356	212	220	12	2:03.819	55.279	157	31.466	177	37.074	210	183
6	2:11.542	53.663	162	35.112	105	42.767	158	202	13	2:01.485	54.268	160	31.222	172	35.995	189	190





ADAC TCR Germany



Sector List Race 1

Provisional

Reg. Nr.: KNAF 0301.17.196

Saturday, July 22, 2017 15:15:00

Circuit Zandvoort, Length: 4307m

Air temperature: 18.9°C

Track temperature: 21.88°C

Weather condition: Wet

Lap	Time	SE1	SP1	SE2	SP2	SE3	SP3	TSP	Lap	Time	SE1	SP1	SE2	SP2	SE3	SP3	TSP
7	2:40.157	1:10.790	80	41.223	113	48.144	129	156									

11 Schmarl, AUT

theoretical besttime: 1:56.775

1	2:45.003	1:09.320	167	39.572	47	56.111	94	169	8	2:26.277	1:04.260	90	39.854	155	42.163	207	137
2	3:00.055	1:06.133	85	45.857	143	1:08.065	70	136	9	2:10.838	55.838	150	33.977	123	41.023	155	184
3	33:58.437	58.233	118	52.632	86	32:07.572	75	133	10	2:46.207	1:09.360	86	45.730	123	51.117	146	147
4	2:34.905	1:17.300	83	41.945	96	35.660	211	81	11	2:30.309	1:06.362	92	38.811	148	45.136	198	142
5	1:56.775	51.422	168	30.311	169	35.042	209	193	12	2:05.904	56.510	146	32.306	151	37.088	211	164
6	2:07.552	56.200	144	32.908	156	38.444	158	198	13	2:03.998	54.937	149	32.104	160	36.957	193	185
7	2:40.380	1:08.152	85	42.225	142	50.003	124	160									

12 Larsson, SWE

theoretical besttime: 1:51.554

1	2:34.620	1:04.638	177	34.780	68	55.202	110	179	8	2:29.619	1:07.311	91	39.928	154	42.380	205	123
2	2:59.631	1:09.171	80	44.079	101	1:06.381	76	150	9	2:05.751	52.655	159	33.628	124	39.468	98	171
3	33:59.557	59.870	101	50.375	80	32:09.312	86	149	10	2:44.394	1:11.564	70	43.699	119	49.131	150	125
4	2:38.222	1:18.193	81	43.360	67	36.669	217	82	11	2:36.045	1:09.855	92	39.515	134	46.675	211	150
5	1:51.554	49.224	159	29.681	188	32.649	218	217	12	2:05.185	56.168	136	32.443	169	36.574	211	173
6	2:08.101	50.703	169	34.148	99	43.250	141	228	13	2:02.292	54.567	150	31.641	163	36.084	212	186
7	2:40.431	1:10.253	85	41.409	113	48.769	121	172									

14 Langeveld, NLD

theoretical besttime: 1:47.871

1	2:16.509	58.670	176	30.298	94	47.541	98	172	8	2:37.125	1:12.418	107	40.084	109	44.623	217	128
2	2:53.303	1:14.527	108	41.970	145	56.806	84	78	9	2:02.300	47.355	182	28.136	189	46.809	106	225
3	34:07.148	1:11.462	101	43.348	91	32:12.338	69	110	10	2:42.361	1:13.234	117	40.769	123	48.358	154	118
4	2:44.182	1:20.357	86	44.579	69	39.246	217	91	11	2:42.380	1:13.162	107	40.457	118	48.761	211	134
5	1:50.325	49.605	175	28.503	190	32.217	219	201	12	1:59.585	52.631	164	31.031	170	35.923	210	176
6	1:56.605	47.151	182	28.253	186	41.201	126	227	13	2:01.793	53.156	158	31.266	163	37.371	162	184
7	2:47.692	1:20.052	100	39.703	124	47.937	142	109									

18 van der Linde, ZAF

theoretical besttime: 1:50.703

1	2:40.435	1:08.113	170	35.670	69	56.652	100	175	8	2:28.685	1:06.987	92	40.024	149	41.674	213	137
2	2:58.347	1:06.819	81	44.334	126	1:07.194	76	159	9	2:04.237	52.148	160	31.947	149	40.142	101	204
3	33:59.328	59.700	98	51.097	84	32:08.531	83	130	10	2:44.466	1:11.761	68	43.582	123	49.123	150	101
4	2:35.787	1:17.436	80	42.913	71	35.438	215	90	11	2:36.180	1:09.651	100	39.668	129	46.861	205	168
5	1:50.703	48.081	162	29.496	178	33.126	215	222	12	2:03.410	54.536	152	31.998	160	36.876	208	169
6	2:07.773	49.951	164	35.116	99	42.706	147	224	13	1:59.395	53.111	157	31.244	167	35.040	192	179
7	2:40.839	1:10.245	88	41.567	117	49.027	129	156									

19 Hofer, AUT

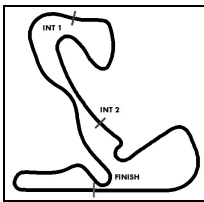
theoretical besttime: 1:51.717

1	2:25.611	1:00.596	171	33.497	80	51.518	101	175	8	2:33.231	1:09.735	97	40.603	125	42.893	212	123
2	2:56.471	1:12.508	68	43.730	128	1:00.233	98	122	9	2:02.327	49.084	168	28.858	185	44.385	114	204
3	34:04.008	1:05.716	84	48.373	80	32:09.919	87	126	10	2:41.958	1:12.415	112	41.380	124	48.163	153	125
4	2:39.936	1:18.714	96	44.142	67	37.080	220	72	11	2:41.900	1:13.639	102	39.695	117	48.566	209	133
5	1:51.953	49.320	172	28.958	190	33.675	215	197	12	2:04.267	55.199	153	32.145	163	36.923	207	165
6	2:05.269	52.622	168	31.340	117	41.307	164	204	13	2:00.990	53.183	160	31.279	174	36.528	209	177
7	2:39.871	1:11.378	95	40.859	114	47.634	129	134									

20 Kankkunen, FIN

theoretical besttime: 1:52.139

1	2:37.255	1:05.370	174	36.773	61	55.112	105	183	8	2:27.712	1:06.451	88	39.847	146	41.414	215	128
2	2:58.895	1:08.348	82	44.190	107	1:06.357	77	161	9	2:06.831	51.374	165	34.557	116	40.900	115	201
3	33:59.880	1:00.069	104	50.700	77	32:09.111	81	151	10	2:45.456	1:10.911	77	44.156	117	50.389	126	118
4	2:37.230	1:17.454	79	43.415	66	36.361	215	85	11	2:33.289	1:08.078	110	39.458	141	45.753	205	162
5	1:52.139	48.556	159	30.914	186	32.669	219	226	12	2:04.621	56.260	148	31.789	158	36.572	209	174
6	2:09.066	50.850	174	35.745	97	42.471	145	229	13	2:02.503	54.766	160	32.044	159	35.693	193	181
7	2:41.948	1:10.704	88	41.423	120	49.821	137	148									



ADAC TCR Germany



Sector List Race 1

Provisional

Reg. Nr.: KNAF 0301.17.196

Saturday, July 22, 2017 15:15:00

Circuit Zandvoort, Length: 4307m

Air temperature: 18.9°C

Track temperature: 21.88°C

Weather condition: Wet

Lap	Time	SE1	SP1	SE2	SP2	SE3	SP3	TSP	Lap	Time	SE1	SP1	SE2	SP2	SE3	SP3	TSP
22	Proczyk, AUT								theoretical besttime: 1:55.262								
1	2:12.057	57.291	179	30.026	112	44.740	80	158	8	2:31.462	1:08.246	98	39.765	142	43.451	211	128
2	2:53.784	1:16.514	97	40.928	110	56.342	80	81	9	2:11.748	53.626	157	37.028	110	41.094	131	204
3	34:08.594	1:13.328	102	41.219	103	32:14.047	79	88	10	2:46.163	1:10.898	73	44.421	112	50.844	147	116
4	2:46.115	1:20.250	103	45.794	66	40.071	215	109	11	2:32.567	1:07.786	99	38.964	145	45.817	206	167
5	1:56.093	50.314	159	30.857	184	34.922	208	204	12	2:05.055	55.703	152	31.994	164	37.358	205	186
6	2:11.895	53.990	153	35.296	113	42.609	159	210	13	2:02.518	54.369	154	32.111	166	36.038	196	188
7	2:40.069	1:10.996	84	40.632	126	48.441	125	163									

25	Hezemans, NLD								theoretical besttime: 1:58.308								
1	2:32.625	1:02.934	174	34.609	67	55.082	106	175	7	4:56.585	3:34.846	87	40.551	149	41.188	215	
2	2:55.628	1:09.791	76	44.048	100	1:01.789	74	144	8	2:07.165	52.148	166	34.245	117	40.772	119	186
3	34:03.112	1:04.000	86	49.024	86	32:10.088	95	142	9	2:44.732	1:10.848	74	44.219	113	49.665	139	112
4	2:38.944	1:18.300	87	43.576	56	37.068	215	78	10	2:34.449	1:08.842	105	39.520	131	46.087	195	147
5	1:58.479	50.619	163	32.302	174	35.558	209	204	11	2:06.306	56.225	147	32.317	148	37.764	207	166
6	2:17.708	58.657	138	32.682	162	46.369	49	205	12	2:03.134	54.704	149	32.131	156	36.299	210	186

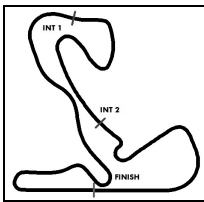
28	Eberle, CHE								theoretical besttime: 1:55.192								
1	2:19.859	59.559	161	31.139	86	49.161	101	172	7	2:37.645	1:12.545	119	40.035	106	45.065	214	135
2	2:55.111	1:13.778	89	43.144	111	58.189	81	78	8	2:01.833	47.887	179	28.288	189	45.658	105	212
3	34:05.686	1:08.832	82	46.019	73	32:10.835	72	111	9	2:42.426	1:13.083	112	41.035	123	48.308	145	118
4	2:43.471	1:19.515	90	44.190	71	39.766	212	89	10	2:43.092	1:13.298	99	40.416	120	49.378	204	140
5	2:03.945	50.683	153	31.310	181	41.952	55	196	11	2:02.986	54.644	147	31.617	155	36.725	208	161
6	4:28.071	3:00.877	123	39.458	117	47.736	151		12	2:00.669	53.207	158	31.296	161	36.166	203	181

35	Rhyn, CHE								theoretical besttime:								
1	2:59.489	1:14.440	113	40.409	66	1:04.640	50	166	2								

36	Calcum, DEU								theoretical besttime: 1:57.516								
1	5:48.916	3:54.092	84	48.001	108	1:06.823	72		7	2:25.507	1:04.408	87	39.762	157	41.337	208	121
2	34:01.779	56.887	115	55.837	80	32:09.055	139	135	8	2:08.378	53.096	158	33.819	117	41.463	156	198
3	2:29.019	1:12.173	94	41.407	107	35.439	215	123	9	2:47.025	1:09.763	82	45.541	128	51.721	145	120
4	1:57.516	51.725	162	30.947	186	34.844	212	204	10	2:30.568	1:05.944	103	38.882	149	45.742	207	141
5	2:07.026	54.537	145	34.852	154	37.637	196	203	11	2:05.790	56.365	158	32.112	155	37.313	210	169
6	2:39.818	1:07.703	86	42.071	133	50.044	126	163	12	2:03.862	54.701	157	31.919	166	37.242	181	179

38	Wolfe, USA								theoretical besttime: 1:53.960								
1	2:18.813	59.210	172	30.846	87	48.757	102	160	8	2:36.228	1:11.474	104	39.497	124	45.257	208	145
2	2:54.962	1:13.928	91	42.636	117	58.398	83	75	9	2:04.650	50.208	170	29.531	178	44.911	100	215
3	34:05.237	1:09.156	88	45.633	76	32:10.448	70	93	10	2:42.488	1:12.139	100	41.495	116	48.854	154	129
4	2:43.599	1:20.097	93	44.384	66	39.118	213	72	11	2:40.615	1:12.905	96	39.237	121	48.473	204	142
5	1:53.960	49.370	165	30.144	181	34.446	205	206	12	2:02.645	54.414	158	31.739	162	36.492	206	178
6	2:03.088	49.512	172	30.810	129	42.766	144	218	13	2:00.285	52.746	162	31.155	165	36.384	208	192
7	2:39.154	1:12.169	99	39.579	135	47.406	154	130									

40	Koster, NLD								theoretical besttime: 1:52.067								
1	2:44.162	1:08.390	162	39.415	49	56.357	92	154	8	2:27.137	1:04.863	94	40.046	161	42.228	212	135
2	2:59.406	1:06.094	90	45.529	130	1:07.783	77	126	9	2:07.156	49.851	161	34.632	89	42.673	126	207
3	33:59.098	58.762	115	51.391	78	32:08.945	74	117	10	2:46.630	1:10.364	78	44.784	104	51.482	133	107
4	2:34.857	1:16.653	90	41.792	80	36.412	210	79	11	2:32.800	1:06.832	105	38.946	137	47.022	204	146
5	1:52.170	49.954	176	28.734	188	33.482	215	209	12	2:06.858	56.597	153	32.117	153	38.144	209	166
6	2:09.101	55.941	168	31.090	130	42.070	124	211	13	2:02.717	54.597	155	31.521	159	36.599	211	183
7	2:42.324	1:10.762	95	41.932	128	49.630	118	147									



ADAC TCR Germany



Sector List Race 1

Provisional

Reg. Nr.: KNAF 0301.17.196

Circuit Zandvoort, Length: 4307m

Air temperature: 18.9°C

Track temperature: 21.88°C

Weather condition: Wet

Saturday, July 22, 2017 15:15:00

Lap	Time	SE1	SP1	SE2	SP2	SE3	SP3	TSP	Lap	Time	SE1	SP1	SE2	SP2	SE3	SP3	TSP
41	Kirsch, DEU								theoretical besttime: 1:55.387								
1	2:10.914	56.512	176	30.160	114	44.242	80	160	8	2:33.071	1:09.274	93	40.243	126	43.554	210	129
2	2:53.497	1:16.698	94	40.924	127	55.875	77	87	9	2:06.997	54.418	157	30.906	146	41.673	109	196
3	34:08.542	1:13.496	99	40.492	94	32:14.554	75	94	10	2:43.895	1:11.772	72	43.358	121	48.765	151	97
4	2:47.236	1:20.483	100	45.924	65	40.829	213	96	11	2:37.472	1:10.356	89	39.344	126	47.772	205	168
5	1:56.226	50.163	166	30.999	182	35.064	208	212	12	2:06.581	54.279	150	31.945	160	40.357	199	177
6	2:08.881	53.085	159	33.636	119	42.160	169	214	13	2:02.609	54.541	154	31.693	162	36.375	181	176
7	2:39.435	1:10.933	93	40.344	114	48.158	118	151									

44	Kaibach, DEU								theoretical besttime: 1:49.322								
1	2:21.068	59.434	170	31.769	83	49.865	92	169	8	1:49.322	48.354	177	28.449	189	32.519	215	220
2	2:55.741	1:13.828	71	42.578	105	59.335	83	93	9	1:49.265	48.195	178	28.534	186	32.536	215	227
3	34:04.961	1:07.845	82	46.267	70	32:10.849	76	138	10	2:18.866	48.212	175	40.062	147	50.592	142	222
4	2:42.809	1:19.234	83	44.269	71	39.306	203	79	11	2:29.530	1:06.133	98	38.447	155	44.950	204	146
5	2:00.340	52.643	158	31.875	177	35.822	203	194	12	2:01.327	53.572	164	31.715	170	36.040	210	182
6	2:16.901	54.568	151	33.924	108	48.409	55	193	13	2:01.990	54.247	161	30.924	154	36.819	207	185
7	4:08.184	3:05.936	172	29.355	185	32.893	213										

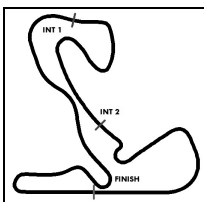
54	Reicher, AUT								theoretical besttime: 1:53.445								
1	2:38.939	1:05.946	172	36.744	63	56.249	104	180	8	2:26.908	1:05.873	93	39.709	140	41.326	217	138
2	2:58.554	1:07.430	82	44.278	119	1:06.846	84	162	9	2:08.039	51.256	154	35.579	104	41.204	139	201
3	33:59.563	59.931	116	50.730	79	32:08.902	78	133	10	2:46.718	1:10.920	73	44.344	109	51.454	140	116
4	2:36.615	1:17.537	87	42.926	68	36.152	217	85	11	2:32.237	1:07.282	100	38.776	137	46.179	207	163
5	1:53.445	48.906	177	31.074	177	33.465	218	220	12	2:04.469	55.201	143	31.992	156	37.276	208	169
6	2:08.180	52.452	156	33.279	99	42.449	158	220	13	2:04.091	54.812	143	32.097	152	37.182	208	171
7	2:42.348	1:10.711	93	41.457	128	50.180	146	139									

57	Verhagen, NLD								theoretical besttime: 1:52.591								
1	2:33.340	1:04.349	176	34.179	67	54.812	109	181	8	2:26.667	1:05.557	92	39.450	136	41.660	217	170
2	2:55.837	1:09.875	75	44.013	103	1:01.949	78	149	9	2:07.674	50.729	145	35.395	96	41.550	127	213
3	34:02.728	1:03.671	96	49.368	83	32:09.689	102	136	10	2:46.709	1:10.886	69	44.602	114	51.221	139	101
4	2:38.909	1:18.836	89	43.750	62	36.323	217	74	11	2:32.795	1:07.268	105	38.953	139	46.574	207	144
5	1:52.591	50.170	171	29.329	177	33.092	215	202	12	2:04.274	54.665	150	31.708	151	37.901	205	173
6	2:12.834	1:00.384	172	30.306	106	42.144	151	227	13	2:02.643	54.976	155	31.157	159	36.510	213	179
7	2:42.644	1:10.835	85	41.108	120	50.701	123	118									

58	Breukers, NLD								theoretical besttime: 1:52.193								
1	2:21.947	1:00.064	171	32.000	82	49.883	93	177	8	2:35.583	1:11.023	104	39.781	134	44.779	210	148
2	2:56.339	1:13.750	68	42.920	109	59.669	82	99	9	2:01.082	49.052	173	28.386	187	43.644	104	223
3	34:04.591	1:07.150	82	46.534	73	32:10.907	73	139	10	2:42.321	1:13.109	107	40.927	115	48.285	158	134
4	2:42.125	1:19.254	90	44.065	69	38.806	216	75	11	2:43.227	1:13.182	111	40.199	130	49.846	203	134
5	1:52.871	49.730	172	28.530	185	34.611	206	217	12	2:02.480	54.055	155	31.733	152	36.692	207	180
6	2:02.482	50.543	170	30.540	113	41.399	149	221	13	2:01.360	53.176	160	31.286	163	36.898	208	185
7	2:39.585	1:12.391	97	39.735	137	47.459	150	130									

64	Markert, DEU								theoretical besttime: 1:59.174								
1	2:47.751	1:14.144	169	36.874	47	56.733	95	166	8	2:25.163	1:04.112	91	39.695	160	41.356	205	125
2	3:00.110	1:05.027	88	46.700	133	1:08.383	70	141	9	2:09.031	53.247	163	35.039	115	40.745	156	196
3	33:57.658	56.780	124	53.424	87	32:07.454	80	140	10	2:46.714	1:09.641	78	45.678	120	51.395	148	135
4	2:33.783	1:16.072	88	41.803	104	35.908	205	82	11	2:30.253	1:05.911	105	39.013	155	45.329	198	148
5	1:59.174	51.848	165	31.457	171	35.869	200	208	12	2:06.094	56.152	156	32.420	162	37.522	200	184
6	2:06.355	53.903	156	35.034	155	37.418	196	212	13	2:04.118	54.587	157	32.268	167	37.263	193	192
7	2:40.055	1:07.993	84	42.245	132	49.817	131	162									

66	Jost, CHE								theoretical besttime: 1:52.081								
1	2:35.759	1:05.044	175	36.075	67	54.640	112	188	8	2:27.890	1:06.622	96	39.962	145	41.306	217	149
2	2:59.210	1:09.101	80	43.993	99	1:06.116	75	163	9	2:06.284	51.459	164	34.146	120	40.679	122	199
3	33:59.928	1:00.421	101	50.727	76	32:08.780	93	151	10	2:44.422	1:10.966	75	43.928	106	49.528	144	114
4	2:37.492	1:17.918	79	43.395	60	36.179	214	81	11	2:34.963	1:09.148	106	39.690	132	46.125	198	137
5	1:52.081	49.084	165	29.748	188	33.249	216	205	12	2:04.956	56.395	143	31.856	144	36.705	210	165



ADAC TCR Germany



Sector List Race 1

Provisional

Reg. Nr.: KNAF 0301.17.196

Saturday, July 22, 2017 15:15:00

Circuit Zandvoort, Length: 4307m

Air temperature: 18.9°C

Track temperature: 21.88°C

Weather condition: Wet

Lap	Time	SE1	SP1	SE2	SP2	SE3	SP3	TSP	Lap	Time	SE1	SP1	SE2	SP2	SE3	SP3	TSP
6	2:09.375	51.476	175	35.105	97	42.794	140	228	13	2:05.247	56.174	147	32.214	155	36.859	191	165
7	2:41.609	1:10.639	92	41.216	127	49.754	149	159									

78 Danz, CHE

theoretical besttime: 1:52.473

1	2:29.988	1:01.781	172	34.221	75	53.986	115	187	8	2:30.225	1:07.821	95	39.940	139	42.464	212	119
2	2:56.293	1:10.604	73	44.447	111	1:01.242	84	126	9	2:01.972	50.764	173	29.409	144	41.799	105	207
3	34:02.652	1:04.574	84	48.311	84	32:09.767	83	142	10	2:43.866	1:12.106	89	43.229	133	48.531	168	112
4	2:39.931	1:19.017	90	43.788	55	37.126	216	72	11	2:40.475	1:11.387	100	39.285	122	49.803	200	162
5	1:52.473	48.776	161	29.264	181	34.433	214	209	12	2:06.715	57.105	139	32.857	153	36.753	210	161
6	2:08.577	51.969	173	33.812	107	42.796	154	211	13	2:04.779	56.104	152	32.225	149	36.450	203	166
7	2:40.330	1:10.804	83	41.292	117	48.234	126	158									

82 Kramwinkel, DEU

theoretical besttime: 1:51.285

1	2:26.466	1:00.957	174	33.767	77	51.742	105	186	8	2:32.725	1:09.144	98	40.122	122	43.459	210	135
2	2:56.679	1:12.312	69	44.148	123	1:00.219	98	114	9	2:02.330	49.480	177	29.176	184	43.674	102	193
3	34:03.759	1:05.359	89	48.687	79	32:09.713	85	121	10	2:42.637	1:12.293	98	41.520	130	48.824	173	131
4	2:40.038	1:18.944	90	43.719	69	37.375	217	69	11	2:40.328	1:12.674	100	39.238	122	48.416	205	136
5	1:51.285	49.128	176	28.910	189	33.247	215	204	12	2:05.993	56.082	145	32.825	159	37.086	194	175
6	2:07.494	52.532	161	32.801	118	42.161	172	200	13	2:03.385	55.087	155	32.243	164	36.055	203	169
7	2:39.570	1:10.989	96	40.637	120	47.944	123	145									

84 Sandberg, NLD

theoretical besttime: 1:52.065

1	2:42.700	1:07.981	170	38.399	54	56.320	93	164	8	2:27.148	1:05.336	96	39.443	156	42.369	212	160
2	2:58.912	1:06.185	88	45.508	134	1:07.219	78	132	9	2:06.956	50.176	163	34.803	93	41.977	128	211
3	33:58.550	59.157	115	51.516	83	32:07.877	72	130	10	2:46.781	1:10.861	69	44.761	106	51.159	129	101
4	2:37.250	1:17.538	93	42.674	76	37.038	212	83	11	2:33.344	1:07.391	105	39.060	150	46.893	198	161
5	1:52.065	49.895	179	28.666	187	33.504	215	218	12	2:06.710	57.094	154	32.120	161	37.496	202	173
6	2:07.933	54.951	171	30.528	119	42.454	136	214	13	2:03.077	54.913	157	31.685	162	36.479	209	181
7	2:42.487	1:10.734	89	41.578	127	50.175	114	137									

88 Oestreich, DEU

theoretical besttime:

1								27									
---	--	--	--	--	--	--	--	-----------	--	--	--	--	--	--	--	--	--

94 Richard, CHE

theoretical besttime: 1:52.380

1	2:24.227	59.988	168	33.094	81	51.145	90	183	4	2:40.782	1:19.063	94	44.188	66	37.531	217	71
2	2:56.417	1:13.197	65	43.538	127	59.682	95	118	5	1:52.380	49.435	169	28.710	188	34.235	206	215
3	34:04.170	1:06.126	81	47.938	79	32:10.106	83	116	6								212

98 Lautenschlager, DEU

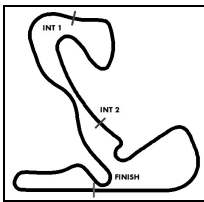
theoretical besttime: 1:53.059

1	2:29.039	1:01.871	174	33.491	75	53.677	120	178	6	2:06.620	50.748	168	33.604	114	42.268	151	220
2	2:55.912	1:10.702	79	44.324	119	1:00.886	87	126	7	2:39.875	1:11.002	95	40.290	113	48.583	123	161
3	34:02.766	1:04.972	87	48.275	80	32:09.519	81	122	8	2:30.746	1:08.330	104	40.020	116	42.396	216	129
4	2:40.141	1:19.178	98	43.865	59	37.098	220	70	9								192
5	1:53.059	49.369	170	29.113	187	34.577	213	218									

99 Zimmermann, DEU

theoretical besttime: 1:50.698

1	2:41.554	1:08.492	171	36.493	60	56.569	92	181	8	2:27.459	1:06.211	87	40.032	154	41.216	215	143
2	2:59.012	1:06.365	81	44.734	121	1:07.913	74	138	9	2:04.859	52.085	160	32.533	150	40.241	98	198
3	33:58.560	58.532	101	52.210	90	32:07.818	77	137	10	2:44.398	1:11.607	72	43.700	118	49.091	140	111
4	2:34.833	1:17.590	85	42.214	80	35.029	221	84	11	2:35.759	1:09.835	101	39.462	139	46.462	210	167
5	1:50.698	48.781	175	29.570	186	32.347	218	219	12	2:04.478	54.609	144	32.168	148	37.701	211	163
6	2:08.289	50.315	166	35.138	99	42.836	152	219	13	2:01.349	53.703	152	31.717	156	35.929	206	169
7	2:41.608	1:10.595	91	41.561	128	49.452	129	158									



ADAC TCR Germany

Top speed list Race 1

Provisional

Reg. Nr.: KNAF 0301.17.196

Saturday, July 22, 2017 15:15:00



Circuit Zandvoort, Length: 4307m

Air temperature: 18.9°C

Track temperature: 21.88°C

Weather condition: Wet

#	Name (NAT)	Team	Car name	Speed	Lap	Race time
20	Niko Kankkunen (FIN)	LMS Racing (FIN)	Audi RS 3 LMS	229.78	6	11:51.600
12	Simon Larsson (SWE)	Target Competition SWE-POL	Audi RS 3 LMS	228.81	6	11:49.804
66	Ronny Jost (CHE)	TOPCAR Sport	SEAT Leon TCR	228.81	6	11:50.697
44	Sandro Kaibach (DEU)	Aust Motorsport (DEU)	Audi RS 3 LMS	227.84	9	20:05.582
14	Niels Langeveld (NLD)	Racing One	Audi RS 3 LMS	227.36	6	11:37.695
57	Michael Verhagen (NLD)	Bas Koeten Racing 1 (NLD)	Audi RS 3 LMS	227.36	6	11:49.652
18	Sheldon van der Linde (ZAF)	AC 1927 Mayen e.V. im ADAC	Audi RS 3 LMS	224.06	6	11:50.868
58	Rik Breukers (NLD)	Bas Koeten Racing 2 (NLD)	SEAT Leon TCR	223.14	9	19:01.850
98	Tom Lautenschlager (DEU)	Target Competition GER	Audi RS 3 LMS	220.85	6	11:47.196
3	Gosia Rdest (POL)	Target Competition SWE-POL	Audi RS 3 LMS	220.85	6	11:47.660
54	Simon Reicher (AUT)	Certainty Racing Team (NLD)	Audi RS 3 LMS	220.85	6	11:53.350
10	Antti Buri (FIN)	LMS Racing (FIN)	Audi RS 3 LMS	220.40	5	9:48.144
99	Tim Zimmermann (DEU)	Target Competition GER	Audi RS 3 LMS	219.95	6	11:50.894
84	Maurits Sandberg (NLD)	Racing One 2	Audi RS 3 LMS	218.62	5	10:03.715
38	Jason Wolfe (USA)	TEAM ENGSTLER USA	VW Golf GTI TCR	218.18	6	11:42.906
9	Stefan Goede (DEU)	TEAM ENGSTLER USA	VW Golf GTI TCR	215.56	5	12:09.218
94	Kris Richard (CHE)	Target Competition UK-SUI (GBR)	Honda Civic TCR	215.13	5	9:51.854
41	Steve Kirsch (DEU)	Honda Team ADAC Sachsen	Honda Civic TCR	214.28	6	11:42.770
1	Josh Files (GBR)	Target Competition UK-SUI (GBR)	Honda Civic TCR	213.86	6	11:43.164
2	Alex Morgan (GBR)	Wolf-Power Racing 2	SEAT Leon TCR	212.59	6	11:43.319
64	Sven Markert (DEU)	GermanFLAVOURS Racing	Audi RS 3 LMS	212.59	6	12:04.952
28	Pascal Eberle (CHE)	Steibel Motorsport (CZE)	SEAT Leon TCR	212.18	8	19:00.094
78	Fabian Danz (CHE)	Schlaeppli Race-Tec (CHE)	SEAT Leon TCR	211.76	6	11:47.628
40	Dillon Koster (NLD)	Certainty Racing Team (NLD)	Audi RS 3 LMS	211.76	6	11:56.001
22	Harald Proczyk (AUT)	HP Racing	SEAT Leon TCR	210.93	6	11:43.014
8	Luca Engstler (DEU)	JUNIOR TEAM ENGSTLER (DEU)	VW Golf GTI TCR	207.69	5	9:47.297
7	Mike Halder (DEU)	Wolf-Power Racing 2	SEAT Leon TCR	206.50	5	9:45.261
25	Loris Hezemans (NLD)	Aust Motorsport (DEU)	Audi RS 3 LMS	205.71	6	11:55.164
19	Max Hofer (AUT)	AC 1927 Mayen e.V. im ADAC	Audi RS 3 LMS	204.93	9	19:02.700
82	Thomas Kramwinkel (DEU)	GermanFLAVOURS Racing	Audi RS 3 LMS	204.15	5	9:53.232
36	Dino Calcum (DEU)	Schlaeppli Race-Tec (CHE)	Opel Astra TCR	204.15	4	10:06.038
11	Jürgen Schmarl (AUT)	Target Competition AUT-POR	Honda Civic TCR	198.52	6	12:01.585
35	Rudolf Rhyn (CHE)	TOPCAR Sport	SEAT Leon TCR	166.92	1	15.489
88	Moritz Oestreich (DEU)	Honda Team ADAC Sachsen	Honda Civic TCR	27.39	1	38.493