

**Silverstone
Euroformula Open
RACE - 1**

Results

02/09/2017

Clas.	Nº	Entrant	Nat.	Driver	Nat.	Cat.	Cla.	Chassis	Team	Laps	Total Time	Km/h.	Gap	Best	Time	Km/h.
1	10	RP Motorsport	ITA	Harrison Scott	GBR			Dallara F312	RP Motorsport	15	28'21.409	186.971		13	1'52.938	187.781
2	17	Carlin Motorsport	GBR	Devlin De Francesco	CAN	R	1º	Dallara F312	Carlin Motorsport	15	28'35.956	185.386	14"547	9	1'53.402	187.013
3	11	RP Motorsport	ITA	Alex Karkosik	POL	R	2º	Dallara F312	RP Motorsport	15	28'40.074	184.943	18"665	2	1'54.058	185.937
4	24	Carlin Motorsport	GBR	Ameya Vaidyanathan	IND			Dallara F312	Carlin Motorsport	15	28'40.668	184.879	19"259	15	1'53.562	186.750
5	16	Drivex School	ESP	Nikita Troitskiy	RUS	R	3º	Dallara F312	Drivex School	15	28'44.995	184.415	23"586	4	1'53.644	186.615
6	19	Fortec Motorsports	GBR	Ben Hingeley	GBR			Dallara F312	Fortec Motorsports	15	28'45.532	184.358	24"123	6	1'54.136	185.810
7	34	Campos Racing	ESP	Matheus Iorio	BRA			Dallara F312	Campos Racing	15	28'47.272	184.172	25"863	9	1'54.050	185.951
8	1	Campos Racing	ESP	Cameron Das	USA			Dallara F312	Campos Racing	15	28'47.576	184.139	26"167	5	1'53.746	186.447
9	42	RACE	ESP	Eliseo Martinez	ESP	R	4º	Dallara F312	Teo Martin Motorsport	15	28'50.688	183.808	29"279	7	1'54.080	185.902
10	2	Campos Racing	ESP	Thiago Vivacqua	BRA			Dallara F312	Campos Racing	15	28'59.824	182.843	38"415	13	1'54.423	185.344
11	18	Fortec Motorsports	GBR	Jannes Fittje	DEU	R	5º	Dallara F312	Fortec Motorsports	15	29'02.098	182.604	40"689	13	1'54.115	185.845
12	43	RACE	ESP	Pedro Cardoso	BRA			Dallara F312	Teo Martin Motorsport	15	29'02.175	182.596	40"766	8	1'54.280	185.576
13	8	RP Motorsport	ITA	Lodovico Laurini	ITA	R	6º	Dallara F312	RP Motorsport	15	29'09.707	181.810	48"298	8	1'55.060	184.318
14	77	Carlin Motorsport	GBR	Guilherme Samaia	BRA			Dallara F312	Carlin Motorsport	15	29'10.026	181.777	48"617	4	1'54.504	185.213

NOT CLASSIFIED

15	12	Drivex School	ESP	Christian Hahn	BRA			Dallara F312	Drivex School	11	21'20.822	182.136	4 Lap.	11	1'54.457	185.289
16	14	Drivex School	ESP	Tarun Reddy	IND	R	7º	Dallara F312	Drivex School	9	17'22.449	183.097	6 Lap.	8	1'54.174	185.749
17	20	Fortec Motorsports	GBR	Petru Florescu	ROU	R	8º	Dallara F312	Fortec Motorsports	6	11'50.233	179.161	9 Lap.	5	1'54.945	184.503
18	3	Campos Racing	ESP	Simo Laaksonen	FIN	R	9º	Dallara F312	Campos Racing				15 Lap.			

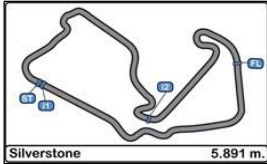
Fastest lap Harrison Scott 1'52.938 187.781 Km/h.

Published at:.....

Track Status DRY

Stewards:	Race Director:	Timekeeper:
------------------	-----------------------	------------------------





**Silverstone
Euroformula Open
RACE - 1**

Lap Analysis

02/09/2017

Number	1			2			8			10			11			
	Lap	Lap Time	Partial	Speed	Lap Time	Partial	Speed	Lap Time	Partial	Speed	Lap Time	Partial	Speed	Lap Time	Partial	Speed
1 ^a - 1	0'39.788	0'39.788		230.278	0'42.059	0'42.059	234.783	0'41.785	0'41.785	234.274	0'37.085	0'37.085	225.942	0'37.406	0'37.406	230.278
1 ^a - 2	1'31.632	0'51.844			1'34.720	0'52.661		1'34.925	0'53.140		1'26.451	0'49.366		1'27.489	0'50.083	
1 ^a - 3	2'02.491	0'30.859			2'06.116	0'31.396		2'06.471	0'31.546		1'57.005	0'30.554		1'58.086	0'30.597	
2 ^a - 1	0'33.954	0'33.954		229.300	0'34.778	0'34.778	231.264	0'34.845	0'34.845	230.770	0'33.608	0'33.608	227.369	0'33.729	0'33.729	228.814
2 ^a - 2	1'25.398	0'51.444			1'25.958	0'51.180		1'26.681	0'51.836		1'22.986	0'49.378		1'23.271	0'49.542	
2 ^a - 3	1'56.291	0'30.893			1'57.147	0'31.189		1'57.879	0'31.198		1'53.421	0'30.435		1'54.058	0'30.787	
3 ^a - 1	0'34.269	0'34.269		231.264	0'33.842	0'33.842	231.760	0'33.969	0'33.969	229.788	0'33.566	0'33.566	227.849	0'33.877	0'33.877	228.330
3 ^a - 2	1'24.717	0'50.448			1'23.824	0'49.982		1'24.062	0'50.093		1'22.778	0'49.212		1'23.703	0'49.826	
3 ^a - 3	1'55.814	0'31.097			1'54.828	0'31.004		1'55.062	0'31.000		1'53.219	0'30.441		1'54.508	0'30.805	
4 ^a - 1	0'33.802	0'33.802		231.264	0'33.945	0'33.945	234.783	0'34.091	0'34.091	230.278	0'33.571	0'33.571	228.330	0'33.749	0'33.749	228.814
4 ^a - 2	1'23.543	0'49.741			1'24.019	0'50.074		1'23.999	0'49.908		1'22.778	0'49.207		1'23.691	0'49.942	
4 ^a - 3	1'54.244	0'30.701			1'54.937	0'30.918		1'55.063	0'31.064		1'53.281	0'30.503		1'54.416	0'30.725	
5 ^a - 1	0'33.664	0'33.664		230.770	0'34.125	0'34.125	235.808	0'34.377	0'34.377	229.300	0'33.499	0'33.499	228.814	0'33.977	0'33.977	227.369
5 ^a - 2	1'23.174	0'49.510			1'24.085	0'49.960		1'24.310	0'49.933		1'22.712	0'49.213		1'23.724	0'49.747	
5 ^a - 3	1'53.746	0'30.572			1'55.105	0'31.020		1'55.179	0'30.869		1'53.099	0'30.387		1'54.366	0'30.642	
6 ^a - 1	0'33.788	0'33.788		230.770	0'34.200	0'34.200	234.274	0'34.134	0'34.134	232.759	0'33.565	0'33.565	229.300	0'33.816	0'33.816	228.814
6 ^a - 2	1'23.542	0'49.754			1'24.228	0'50.028		1'24.507	0'50.373		1'22.942	0'49.377		1'23.544	0'49.728	
6 ^a - 3	1'54.080	0'30.538			1'55.210	0'30.982		1'55.865	0'31.358		1'53.316	0'30.374		1'54.122	0'30.578	
7 ^a - 1	0'33.565	0'33.565		232.759	0'33.808	0'33.808	234.274	0'34.466	0'34.466	229.300	0'33.547	0'33.547	229.300	0'33.991	0'33.991	229.300
7 ^a - 2	1'23.135	0'49.570			1'23.504	0'49.696		1'24.514	0'50.048		1'22.804	0'49.257		1'24.652	0'50.661	
7 ^a - 3	1'53.813	0'30.678			1'54.451	0'30.947		1'55.464	0'30.950		1'53.249	0'30.445		1'55.591	0'30.939	
8 ^a - 1	0'33.608	0'33.608		233.262	0'33.725	0'33.725	234.783	0'34.106	0'34.106	227.369	0'33.420	0'33.420	229.300	0'33.746	0'33.746	233.262
8 ^a - 2	1'23.256	0'49.648			1'23.639	0'49.914		1'24.124	0'50.018		1'22.623	0'49.203		1'23.810	0'50.064	
8 ^a - 3	1'54.318	0'31.062			1'54.626	0'30.987		1'55.060	0'30.936		1'53.032	0'30.409		1'54.322	0'30.512	
9 ^a - 1	0'33.784	0'33.784		233.262	0'33.654	0'33.654	234.783	0'35.060	0'35.060	222.681	0'33.463	0'33.463	229.300	0'33.782	0'33.782	231.264
9 ^a - 2	1'23.621	0'49.837			1'23.569	0'49.915		1'26.526	0'51.466		1'22.580	0'49.117		1'23.299	0'49.517	
9 ^a - 3	1'54.218	0'30.597			1'54.573	0'31.004		1'57.778	0'31.252		1'53.086	0'30.506		1'54.067	0'30.768	
10 ^a - 1	0'33.606	0'33.606		233.767	0'33.957	0'33.957	236.324	0'34.496	0'34.496	227.849	0'33.337	0'33.337	229.300	0'33.677	0'33.677	230.278
10 ^a - 2	1'23.671	0'50.065			1'25.281	0'51.324		1'24.491	0'49.995		1'22.553	0'49.216		1'23.678	0'50.001	
10 ^a - 3	1'54.345	0'30.674			1'56.296	0'31.015		1'55.528	0'31.037		1'53.160	0'30.607		1'54.559	0'30.881	
11 ^a - 1	0'33.582	0'33.582		232.759	0'34.176	0'34.176	232.759	0'34.311	0'34.311	227.369	0'33.353	0'33.353	228.814	0'33.781	0'33.781	229.300
11 ^a - 2	1'23.608	0'50.026			1'24.394	0'50.218		1'24.544	0'50.233		1'22.811	0'49.458		1'23.705	0'49.924	
11 ^a - 3	1'54.679	0'31.071			1'55.638	0'31.244		1'55.511	0'30.967		1'53.341	0'30.530		1'54.613	0'30.908	
12 ^a - 1	0'33.868	0'33.868		236.324	0'34.328	0'34.328	236.324	0'34.256	0'34.256	228.814	0'33.426	0'33.426	226.416	0'33.712	0'33.712	230.278
12 ^a - 2	1'24.356	0'50.488			1'24.745	0'50.417		1'24.930	0'50.674		1'22.790	0'49.364		1'23.518	0'49.806	
12 ^a - 3	1'55.119	0'30.763			1'55.710	0'30.965		1'56.343	0'31.413		1'53.223	0'30.433		1'54.285	0'30.767	
13 ^a - 1	0'33.745	0'33.745		235.295	0'33.673	0'33.673	232.259	0'34.601	0'34.601	227.369	0'33.326	0'33.326	229.788	0'33.687	0'33.687	230.278
13 ^a - 2	1'23.729	0'49.984			1'23.523	0'49.850		1'25.252	0'50.651		1'22.469	0'49.143		1'23.449	0'49.762	
13 ^a - 3	1'54.963	0'31.234			1'54.423	0'30.900		1'56.382	0'31.130		1'52.938	0'30.469		1'54.215	0'30.766	
14 ^a - 1	0'33.899	0'33.899		234.274	0'33.841	0'33.841	231.264	0'34.500	0'34.500	227.369	0'33.404	0'33.404	228.814	0'33.762	0'33.762	229.300
14 ^a - 2	1'23.841	0'49.942			1'24.009	0'50.168		1'25.005	0'50.505		1'22.455	0'49.051		1'23.487	0'49.725	
14 ^a - 3	1'54.791	0'30.950			1'55.574	0'31.565		1'56.143	0'31.138		1'52.965	0'30.510		1'54.164	0'30.677	
15 ^a - 1	0'33.790	0'33.790		235.295	0'34.445	0'34.445	228.330	0'34.413	0'34.413	227.849	0'33.332	0'33.332	229.300	0'33.950	0'33.950	227.369
15 ^a - 2	1'23.660	0'49.870			1'24.335	0'49.890		1'24.707	0'50.294		1'22.536	0'49.204		1'23.828	0'49.878	
15 ^a - 3	1'54.664	0'31.004			1'55.190	0'30.855		1'55.979	0'31.272		1'53.074	0'30.538		1'54.702	0'30.874	

Ideal Lap	
0'33.565	0'33.565
1'23.075	0'49.510
1'53.613	0'30.538

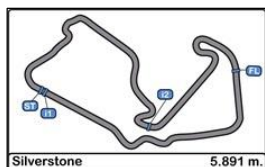
Ideal Lap	
0'33.654	0'33.654
1'23.350	0'49.696
1'54.205	0'30.855

Ideal Lap	
0'33.969	0'33.969
1'23.877	0'49.908
1'54.746	0'30.869

Ideal Lap	
0'33.326	0'33.326
1'22.377	0'49.051
1'52.751	0'30.374

Ideal Lap	
0'33.677	0'33.677
1'23.194	0'49.517
1'53.706	0'30.512

Ideal Best Lap	
0'33.326	0'33.326
1'22.377	0'49.051
1'52.734	0'30.357



Silverstone Euroformula Open RACE - 1

Lap Analysis

02/09/2017

Number	12			14			16			17			18			
	Lap	Lap Time	Partial	Speed	Lap Time	Partial	Speed	Lap Time	Partial	Speed	Lap Time	Partial	Speed	Lap Time	Partial	Speed
1 ^a - 1	0'40.785	0'40.785		232.759	0'40.566	0'40.566	225.001	0'39.700	0'39.700	236.843	0'38.158	0'38.158	226.891	0'41.709	0'41.709	226.416
1 ^a - 2	1'33.435	0'52.650			1'32.578	0'52.012		1'32.133	0'52.433		1'28.139	0'49.981		1'35.045	0'53.336	
1 ^a - 3	2'05.448	0'32.013			2'03.644	0'31.066		2'03.011	0'30.878		1'58.761	0'30.622		2'06.593	0'31.548	
2 ^a - 1	0'35.470	0'35.470		228.814	0'35.169	0'35.169	230.278	0'33.767	0'33.767	231.264	0'33.974	0'33.974	228.330	0'34.746	0'34.746	236.324
2 ^a - 2	1'28.205	0'52.735			1'25.698	0'50.529		1'24.551	0'50.784		1'23.481	0'49.507		1'27.475	0'52.729	
2 ^a - 3	1'59.387	0'31.182			1'56.708	0'31.010		1'55.363	0'30.812		1'54.054	0'30.573		1'58.750	0'31.275	
3 ^a - 1	0'34.308	0'34.308		228.330	0'33.853	0'33.853	230.278	0'33.773	0'33.773	225.470	0'33.862	0'33.862	230.278	0'34.096	0'34.096	233.767
3 ^a - 2	1'25.197	0'50.889			1'23.923	0'50.070		1'23.288	0'49.515		1'23.571	0'49.709		1'24.889	0'50.793	
3 ^a - 3	1'56.664	0'31.467			1'55.009	0'31.086		1'54.124	0'30.836		1'54.286	0'30.715		1'56.479	0'31.590	
4 ^a - 1	0'33.732	0'33.732		229.788	0'34.097	0'34.097	233.262	0'33.545	0'33.545	227.849	0'33.912	0'33.912	230.770	0'34.065	0'34.065	230.770
4 ^a - 2	1'24.009	0'50.277			1'24.412	0'50.315		1'22.855	0'49.310		1'23.732	0'49.820		1'23.980	0'49.915	
4 ^a - 3	1'55.072	0'31.063			1'55.272	0'30.860		1'53.644	0'30.789		1'54.415	0'30.683		1'55.387	0'31.407	
5 ^a - 1	0'33.701	0'33.701		229.788	0'33.672	0'33.672	231.760	0'33.604	0'33.604	228.814	0'34.245	0'34.245	229.300	0'33.856	0'33.856	231.264
5 ^a - 2	1'23.719	0'50.018			1'23.594	0'49.922		1'23.112	0'49.508		1'23.902	0'49.657		1'23.782	0'49.926	
5 ^a - 3	1'54.836	0'31.117			1'54.393	0'30.799		1'53.843	0'30.731		1'54.441	0'30.539		1'54.689	0'30.907	
6 ^a - 1	0'34.045	0'34.045		225.942	0'33.761	0'33.761	230.278	0'33.626	0'33.626	232.259	0'33.962	0'33.962	230.278	0'33.575	0'33.575	231.760
6 ^a - 2	1'24.726	0'50.681			1'23.752	0'49.991		1'23.372	0'49.746		1'23.545	0'49.583		1'24.692	0'51.117	
6 ^a - 3	1'55.760	0'31.034			1'54.550	0'30.798		1'54.422	0'31.050		1'54.061	0'30.516		1'55.605	0'30.913	
7 ^a - 1	0'33.789	0'33.789		230.278	0'33.811	0'33.811	229.300	0'33.726	0'33.726	233.767	0'33.883	0'33.883	232.759	0'33.965	0'33.965	231.264
7 ^a - 2	1'23.926	0'50.137			1'23.657	0'49.846		1'23.693	0'49.967		1'23.819	0'49.936		1'24.079	0'50.114	
7 ^a - 3	1'54.771	0'30.845			1'54.458	0'30.801		1'54.533	0'30.840		1'54.456	0'30.637		1'54.820	0'30.741	
8 ^a - 1	0'33.720	0'33.720		228.330	0'33.665	0'33.665	229.788	0'33.657	0'33.657	234.783	0'33.797	0'33.797	227.369	0'33.679	0'33.679	231.264
8 ^a - 2	1'23.963	0'50.243			1'23.490	0'49.825		1'23.642	0'49.985		1'23.125	0'49.328		1'24.018	0'50.339	
8 ^a - 3	1'55.013	0'31.050			1'54.174	0'30.684		1'54.516	0'30.874		1'53.482	0'30.357		1'54.983	0'30.965	
9 ^a - 1	0'33.730	0'33.730		227.849	0'33.748	0'33.748	229.300	0'33.588	0'33.588	234.783	0'33.644	0'33.644	226.891	0'33.744	0'33.744	230.770
9 ^a - 2	1'23.610	0'49.880			1'23.468	0'49.720		1'23.169	0'49.581		1'22.864	0'49.220		1'23.793	0'50.049	
9 ^a - 3	1'54.624	0'31.014			1'54.241	0'30.773		1'53.987	0'30.818		1'53.402	0'30.538		1'54.789	0'30.996	
10 ^a - 1	0'33.695	0'33.695		225.470				0'33.912	0'33.912	231.760	0'33.677	0'33.677	226.891	0'33.427	0'33.427	232.759
10 ^a - 2	1'23.692	0'49.997			1'23.692	0'49.997		1'23.540	0'49.628		1'23.289	0'49.612		1'23.593	0'50.166	
10 ^a - 3	1'54.790	0'31.098			1'54.790	0'31.098		1'54.593	0'31.053		1'53.959	0'30.670		1'54.575	0'30.982	
11 ^a - 1	0'33.745	0'33.745		227.369				0'33.621	0'33.621	232.259	0'33.953	0'33.953	225.470	0'33.918	0'33.918	230.278
11 ^a - 2	1'23.512	0'49.767			1'23.512	0'49.767		1'23.559	0'49.938		1'23.783	0'49.830		1'23.752	0'49.834	
11 ^a - 3	1'54.457	0'30.945			1'54.457	0'30.945		1'54.584	0'31.025		1'54.491	0'30.708		1'54.682	0'30.930	
12 ^a - 1	0'33.467	0'33.467		231.264				0'33.543	0'33.543	229.788	0'33.672	0'33.672	227.849	0'33.548	0'33.548	230.278
12 ^a - 2	1'37.354	1'03.887			1'37.354	1'03.887		1'23.156	0'49.613		1'23.283	0'49.611		1'24.009	0'50.461	
12 ^a - 3								1'53.933	0'30.777		1'54.124	0'30.841		1'55.054	0'31.045	
13 ^a - 1								0'33.376	0'33.376	232.259	0'33.757	0'33.757	226.891	0'33.525	0'33.525	228.814
13 ^a - 2								1'22.980	0'49.604		1'23.554	0'49.797		1'23.235	0'49.710	
13 ^a - 3								1'53.904	0'30.924		1'54.169	0'30.615		1'54.115	0'30.880	
14 ^a - 1								0'33.678	0'33.678	237.363	0'33.760	0'33.760	226.891	0'33.543	0'33.543	228.814
14 ^a - 2								1'24.562	0'50.884		1'23.404	0'49.644		1'23.309	0'49.766	
14 ^a - 3								1'55.641	0'31.079		1'54.007	0'30.603		1'54.751	0'31.442	
15 ^a - 1								0'33.826	0'33.826	226.891	0'33.644	0'33.644	227.369	0'34.245	0'34.245	235.808
15 ^a - 2								1'23.903	0'50.077		1'23.259	0'49.615		1'25.510	0'51.265	
15 ^a - 3								1'54.897	0'30.994		1'53.848	0'30.589		1'56.826	0'31.316	

Ideal Lap	
0'33.467	0'33.467
1'23.234	0'49.767
1'54.079	0'30.845

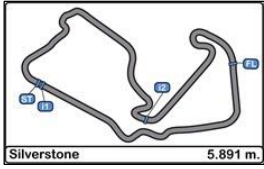
Ideal Lap	
0'33.665	0'33.665
1'23.385	0'49.720
1'54.069	0'30.684

Ideal Lap	
0'33.376	0'33.376
1'22.686	0'49.310
1'53.417	0'30.731

Ideal Lap	
0'33.644	0'33.644
1'22.864	0'49.220
1'53.221	0'30.357

Ideal Lap	
0'33.427	0'33.427
1'23.137	0'49.710
1'53.878	0'30.741

Ideal Best Lap	
0'33.326	0'33.326
1'22.377	0'49.051
1'52.734	0'30.357



**Silverstone
Euroformula Open
RACE - 1**

Lap Analysis

02/09/2017

Number	19			20			24			34			42			
	Lap	Lap Time	Partial	Speed	Lap Time	Partial	Speed	Lap Time	Partial	Speed	Lap Time	Partial	Speed	Lap Time	Partial	Speed
1 ^a - 1	0'38.593	0'38.593		227.369	0'41.196	0'41.196	234.274	0'38.784	0'38.784	234.783	0'39.349	0'39.349	228.814	0'39.577	0'39.577	233.262
1 ^a - 2	1'28.715	0'50.122			1'33.680	0'52.484		1'29.203	0'50.419		1'29.822	0'50.473		1'32.359	0'52.782	
1 ^a - 3	1'59.505	0'30.790			2'04.765	0'31.085		2'00.116	0'30.913		2'00.773	0'30.951		2'03.703	0'31.344	
2 ^a - 1	0'33.838	0'33.838		229.300	0'34.013	0'34.013	230.278	0'33.750	0'33.750	231.760	0'33.767	0'33.767	231.264	0'34.671	0'34.671	227.849
2 ^a - 2	1'23.856	0'50.018			1'25.013	0'51.000		1'23.669	0'49.919		1'23.722	0'49.955		1'24.536	0'49.865	
2 ^a - 3	1'54.689	0'30.833			1'56.290	0'31.277		1'54.645	0'30.976		1'54.645	0'30.923		1'55.535	0'30.999	
3 ^a - 1	0'33.866	0'33.866		227.369	0'33.709	0'33.709	232.759	0'33.605	0'33.605	234.274	0'33.888	0'33.888	230.770	0'34.058	0'34.058	234.783
3 ^a - 2	1'23.367	0'49.501			1'24.136	0'50.427		1'23.410	0'49.805		1'23.563	0'49.675		1'24.521	0'50.463	
3 ^a - 3	1'54.367	0'31.000			1'55.748	0'31.612		1'54.134	0'30.724		1'54.543	0'30.980		1'55.783	0'31.262	
4 ^a - 1	0'33.580	0'33.580		229.788	0'34.487	0'34.487	232.259	0'33.916	0'33.916	232.759	0'33.849	0'33.849	232.259	0'34.081	0'34.081	230.770
4 ^a - 2	1'23.305	0'49.725			1'24.427	0'49.940		1'23.555	0'49.639		1'23.694	0'49.845		1'23.744	0'49.663	
4 ^a - 3	1'54.310	0'31.005			1'55.552	0'31.125		1'54.393	0'30.838		1'54.614	0'30.920		1'54.597	0'30.853	
5 ^a - 1	0'33.665	0'33.665		229.300	0'33.991	0'33.991	230.770	0'33.862	0'33.862	231.760	0'33.946	0'33.946	229.300	0'34.105	0'34.105	229.788
5 ^a - 2	1'24.086	0'50.421			1'23.802	0'49.811		1'23.873	0'50.011		1'23.890	0'49.944		1'23.609	0'49.504	
5 ^a - 3	1'54.984	0'30.898			1'54.945	0'31.143		1'54.832	0'30.959		1'54.654	0'30.764		1'54.187	0'30.578	
6 ^a - 1	0'33.732	0'33.732		228.814	0'35.858	0'35.858	230.770	0'34.156	0'34.156	232.759	0'33.808	0'33.808	232.259	0'33.869	0'33.869	231.264
6 ^a - 2	1'23.463	0'49.731			1'26.347	0'50.489		1'23.814	0'49.658		1'23.825	0'50.017		1'23.474	0'49.605	
6 ^a - 3	1'54.136	0'30.673			2'02.933	0'36.586	PIT	1'54.510	0'30.696		1'54.755	0'30.930		1'54.119	0'30.645	
7 ^a - 1	0'33.769	0'33.769		228.330				0'33.774	0'33.774	233.262	0'33.794	0'33.794	230.770	0'34.005	0'34.005	230.278
7 ^a - 2	1'23.469	0'49.700			1'23.469	0'49.700		1'23.430	0'49.656		1'23.556	0'49.762		1'23.506	0'49.501	
7 ^a - 3	1'54.200	0'30.731			1'54.200	0'30.731		1'54.022	0'30.592		1'54.491	0'30.935		1'54.080	0'30.574	
8 ^a - 1	0'33.769	0'33.769		228.814				0'33.468	0'33.468	237.886	0'33.882	0'33.882	228.814	0'33.914	0'33.914	230.770
8 ^a - 2	1'23.713	0'49.944			1'23.713	0'49.944		1'24.453	0'50.985		1'23.737	0'49.855		1'23.731	0'49.817	
8 ^a - 3	1'54.471	0'30.758			1'54.471	0'30.758		1'55.004	0'30.551		1'54.632	0'30.895		1'54.459	0'30.728	
9 ^a - 1	0'33.648	0'33.648		230.278				0'33.582	0'33.582	232.759	0'33.554	0'33.554	232.759	0'33.895	0'33.895	231.760
9 ^a - 2	1'23.666	0'50.018			1'23.666	0'50.018		1'23.153	0'49.571		1'23.121	0'49.567		1'23.658	0'49.763	
9 ^a - 3	1'54.444	0'30.778			1'54.444	0'30.778		1'53.906	0'30.753		1'54.050	0'30.929		1'54.384	0'30.726	
10 ^a - 1	0'33.669	0'33.669		228.814				0'33.703	0'33.703	234.274	0'33.597	0'33.597	231.760	0'33.904	0'33.904	230.770
10 ^a - 2	1'23.541	0'49.872			1'23.541	0'49.872		1'23.579	0'49.876		1'23.165	0'49.568		1'23.811	0'49.907	
10 ^a - 3	1'54.404	0'30.863			1'54.404	0'30.863		1'54.459	0'30.880		1'54.161	0'30.996		1'54.560	0'30.749	
11 ^a - 1	0'33.539	0'33.539		229.788				0'33.673	0'33.673	232.759	0'34.345	0'34.345	227.369	0'34.192	0'34.192	228.814
11 ^a - 2	1'23.567	0'50.028			1'23.567	0'50.028		1'23.503	0'49.830		1'25.211	0'50.866		1'24.155	0'49.963	
11 ^a - 3	1'54.359	0'30.792			1'54.359	0'30.792		1'54.461	0'30.958		1'56.358	0'31.147		1'54.998	0'30.843	
12 ^a - 1	0'33.623	0'33.623		229.788				0'33.732	0'33.732	233.262	0'33.710	0'33.710	232.259	0'34.029	0'34.029	230.278
12 ^a - 2	1'23.538	0'49.915			1'23.538	0'49.915		1'23.506	0'49.774		1'23.853	0'50.143		1'24.097	0'50.068	
12 ^a - 3	1'54.542	0'31.004			1'54.542	0'31.004		1'54.119	0'30.613		1'54.843	0'30.990		1'54.909	0'30.812	
13 ^a - 1	0'34.159	0'34.159		228.330				0'34.288	0'34.288	235.808	0'33.872	0'33.872	230.770	0'34.177	0'34.177	230.770
13 ^a - 2	1'24.017	0'49.858			1'24.017	0'49.858		1'24.215	0'49.927		1'23.905	0'50.033		1'24.235	0'50.058	
13 ^a - 3	1'55.622	0'31.605			1'55.622	0'31.605		1'54.810	0'30.595		1'54.829	0'30.924		1'55.017	0'30.782	
14 ^a - 1	0'34.000	0'34.000		228.814				0'33.696	0'33.696	230.278	0'33.893	0'33.893	229.788	0'34.091	0'34.091	228.814
14 ^a - 2	1'25.290	0'51.290			1'25.290	0'51.290		1'23.047	0'49.351		1'23.793	0'49.900		1'24.016	0'49.925	
14 ^a - 3	1'56.591	0'31.301			1'56.591	0'31.301		1'53.695	0'30.648		1'54.921	0'31.128		1'54.808	0'30.792	
15 ^a - 1	0'33.842	0'33.842		230.770				0'33.531	0'33.531	231.264	0'33.800	0'33.800	230.278	0'34.446	0'34.446	228.814
15 ^a - 2	1'23.795	0'49.953			1'23.795	0'49.953		1'23.032	0'49.501		1'23.781	0'49.981		1'24.625	0'50.179	
15 ^a - 3	1'54.908	0'31.113			1'54.908	0'31.113		1'53.562	0'30.530		1'55.003	0'31.222		1'55.549	0'30.924	

Ideal Lap	
0'33.539	0'33.539
1'23.040	0'49.501
1'53.713	0'30.673

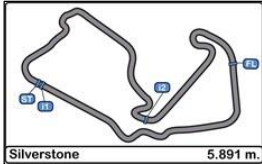
Ideal Lap	
0'33.709	0'33.709
1'23.520	0'49.811
1'54.605	0'31.085

Ideal Lap	
0'33.468	0'33.468
1'22.819	0'49.351
1'53.349	0'30.530

Ideal Lap	
0'33.554	0'33.554
1'23.121	0'49.567
1'53.885	0'30.764

Ideal Lap	
0'33.869	0'33.869
1'23.370	0'49.501
1'53.944	0'30.574

Ideal Best Lap	
0'33.326	0'33.326
1'22.377	0'49.051
1'52.734	0'30.357



**Silverstone
Euroformula Open
RACE - 1**

Lap Analysis

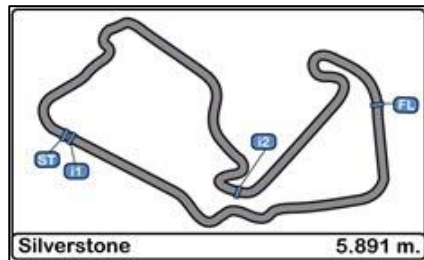
02/09/2017

Number	43			77		
	Lap Time	Partial	Speed	Lap Time	Partial	Speed
1 ^a - 1	0'41.323	0'41.323	237.886	0'40.635	0'40.635	230.770
1 ^a - 2	1'34.053	0'52.730		1'33.282	0'52.647	
1 ^a - 3	2'05.529	0'31.476		2'05.243	0'31.961	
2 ^a - 1	0'34.637	0'34.637	233.262	0'34.228	0'34.228	231.264
2 ^a - 2	1'24.945	0'50.308		1'25.105	0'50.877	
2 ^a - 3	1'56.518	0'31.573		1'56.535	0'31.430	
3 ^a - 1	0'34.144	0'34.144	233.262	0'34.014	0'34.014	229.300
3 ^a - 2	1'24.182	0'50.038		1'23.822	0'49.808	
3 ^a - 3	1'55.012	0'30.830		1'54.780	0'30.958	
4 ^a - 1	0'34.504	0'34.504	236.324	0'34.009	0'34.009	230.770
4 ^a - 2	1'24.555	0'50.051		1'23.757	0'49.748	
4 ^a - 3	1'55.363	0'30.808		1'54.504	0'30.747	
5 ^a - 1	0'34.347	0'34.347	234.274	0'34.195	0'34.195	229.788
5 ^a - 2	1'24.232	0'49.885		1'23.959	0'49.764	
5 ^a - 3	1'55.044	0'30.812		1'54.704	0'30.745	
6 ^a - 1	0'34.423	0'34.423	229.300	0'34.095	0'34.095	229.300
6 ^a - 2	1'24.425	0'50.002		1'23.950	0'49.855	
6 ^a - 3	1'55.228	0'30.803		1'54.742	0'30.792	
7 ^a - 1	0'33.959	0'33.959	228.814	0'34.080	0'34.080	229.788
7 ^a - 2	1'23.720	0'49.761		1'24.175	0'50.095	
7 ^a - 3	1'54.440	0'30.720		1'55.029	0'30.854	
8 ^a - 1	0'33.700	0'33.700	231.760	0'33.944	0'33.944	229.788
8 ^a - 2	1'23.495	0'49.795		1'24.236	0'50.292	
8 ^a - 3	1'54.280	0'30.785		1'55.098	0'30.862	
9 ^a - 1	0'34.124	0'34.124	232.759	0'34.287	0'34.287	228.330
9 ^a - 2	1'24.111	0'49.987		1'24.484	0'50.197	
9 ^a - 3	1'54.967	0'30.856		1'55.528	0'31.044	
10 ^a - 1	0'34.189	0'34.189	236.324	0'34.210	0'34.210	227.369
10 ^a - 2	1'25.495	0'51.306		1'25.330	0'51.120	
10 ^a - 3	1'56.455	0'30.960		1'56.260	0'30.930	
11 ^a - 1	0'34.140	0'34.140	232.759	0'34.088	0'34.088	225.942
11 ^a - 2	1'24.601	0'50.461		1'24.786	0'50.698	
11 ^a - 3	1'55.358	0'30.757		1'56.306	0'31.520	
12 ^a - 1	0'34.016	0'34.016	227.849	0'34.210	0'34.210	230.770
12 ^a - 2	1'24.154	0'50.138		1'33.551	0'59.341	
12 ^a - 3	1'54.954	0'30.800		2'04.721	0'31.170	
13 ^a - 1	0'34.322	0'34.322	227.849	0'34.210	0'34.210	228.330
13 ^a - 2	1'24.302	0'49.980		1'24.864	0'50.654	
13 ^a - 3	1'55.185	0'30.883		1'55.705	0'30.841	
14 ^a - 1	0'34.151	0'34.151	226.416	0'34.108	0'34.108	228.814
14 ^a - 2	1'24.651	0'50.500		1'24.365	0'50.257	
14 ^a - 3	1'56.051	0'31.400		1'55.284	0'30.919	
15 ^a - 1	0'35.096	0'35.096	229.788	0'34.283	0'34.283	230.278
15 ^a - 2	1'26.681	0'51.585		1'24.727	0'50.444	
15 ^a - 3	1'57.791	0'31.110		1'55.587	0'30.860	

Ideal Lap	
0'33.700	0'33.700
1'23.461	0'49.761
1'54.181	0'30.720

Ideal Lap	
0'33.944	0'33.944
1'23.692	0'49.748
1'54.437	0'30.745

Ideal Best Lap	
0'33.326	0'33.326
1'22.377	0'49.051
1'52.734	0'30.357



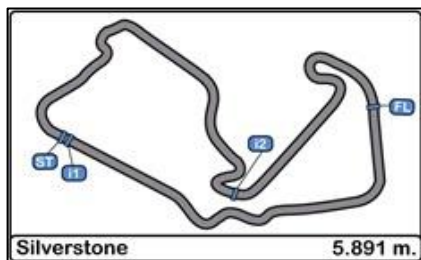
Silverstone Euroformula Open RACE - 1

Best Sectors Results

02/09/2017

Sector - 1		Sector - 2		Sector - 3		Ideal Lap vs Best Lap					
Ord.	Nº Driver	Time	Nº Driver	Time	Nº Driver	Time	Ord.	Nº Driver	Ideal Lap	Best Lap	Ord.
1	10 Harrison Scott	33.326	10 Harrison Scott	49.051	17 Devlin De Francesco	30.357	1	10 Harrison Scott	1'52.751	1'52.938	1
2	16 Nikita Troitskiy	33.376	17 Devlin De Francesco	49.220	10 Harrison Scott	30.374	2	17 Devlin De Francesco	1'53.221	1'53.402	2
3	18 Jannes Fittje	33.427	16 Nikita Troitskiy	49.310	11 Alex Karkosik	30.512	3	24 Ameya Vaidyanathan	1'53.349	1'53.562	3
4	12 Christian Hahn	33.467	24 Ameya Vaidyanathan	49.351	24 Ameya Vaidyanathan	30.530	4	16 Nikita Troitskiy	1'53.417	1'53.644	4
5	24 Ameya Vaidyanathan	33.468	19 Ben Hingeley	49.501	1 Cameron Das	30.538	5	1 Cameron Das	1'53.613	1'53.746	5
6	19 Ben Hingeley	33.539	42 Eliseo Martinez	49.501	42 Eliseo Martinez	30.574	6	11 Alex Karkosik	1'53.706	1'54.058	7
7	34 Matheus Iorio	33.554	1 Cameron Das	49.510	19 Ben Hingeley	30.673	7	19 Ben Hingeley	1'53.713	1'54.136	10
8	1 Cameron Das	33.565	11 Alex Karkosik	49.517	14 Tarun Reddy	30.684	8	18 Jannes Fittje	1'53.878	1'54.115	9
9	17 Devlin De Francesco	33.644	34 Matheus Iorio	49.567	43 Pedro Cardoso	30.720	9	34 Matheus Iorio	1'53.885	1'54.050	6
10	2 Thiago Vivacqua	33.654	2 Thiago Vivacqua	49.696	16 Nikita Troitskiy	30.731	10	42 Eliseo Martinez	1'53.944	1'54.080	8
11	14 Tarun Reddy	33.665	18 Jannes Fittje	49.710	18 Jannes Fittje	30.741	11	14 Tarun Reddy	1'54.069	1'54.174	11
12	11 Alex Karkosik	33.677	14 Tarun Reddy	49.720	77 Guilherme Samaia	30.745	12	12 Christian Hahn	1'54.079	1'54.457	14
13	43 Pedro Cardoso	33.700	77 Guilherme Samaia	49.748	34 Matheus Iorio	30.764	13	43 Pedro Cardoso	1'54.181	1'54.280	12
14	20 Petru Florescu	33.709	43 Pedro Cardoso	49.761	12 Christian Hahn	30.845	14	2 Thiago Vivacqua	1'54.205	1'54.423	13
15	42 Eliseo Martinez	33.869	12 Christian Hahn	49.767	2 Thiago Vivacqua	30.855	15	77 Guilherme Samaia	1'54.437	1'54.504	15
16	77 Guilherme Samaia	33.944	20 Petru Florescu	49.811	8 Lodovico Laurini	30.869	16	20 Petru Florescu	1'54.605	1'54.945	16
17	8 Lodovico Laurini	33.969	8 Lodovico Laurini	49.908	20 Petru Florescu	31.085	17	8 Lodovico Laurini	1'54.746	1'55.060	17





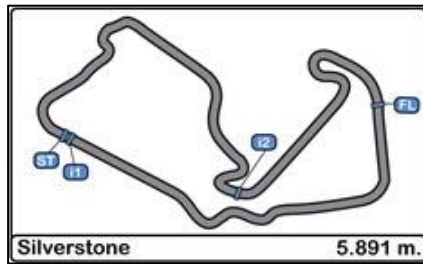
Silverstone Euroformula Open RACE - 1

Best Top Speeds

02/09/2017

Ord.	Nº	Entrant	Nat.	Driver	Nat.	Cat.	Cla.	Chassis	Team	Top 1		Top 2		Top 3		Top 4		Top 5		Avg.
										Km/h	Lap	Km/h	Lap	Km/h	Lap	Km/h	Lap	Km/h	Lap	
1	24	Carlin Motorsport	GBR	Ameya Vaidyanathan	IND			Dallara F312		237.885	8	235.808	13	234.783	1	234.273	3	234.273	10	235.405
2	43	RACE	ESP	Pedro Cardoso	BRA			Dallara F312		237.885	1	236.324	4	236.324	10	234.273	5	233.261	2	235.614
3	16	Drivex School	ESP	Nikita Troitskiy	RUS	R	1º	Dallara F312		237.363	14	236.842	1	234.783	8	234.783	9	233.766	7	235.507
4	1	Campos Racing	ESP	Cameron Das	USA			Dallara F312		236.324	12	235.294	13	235.294	15	234.273	14	233.766	10	234.990
5	2	Campos Racing	ESP	Thiago Vivacqua	BRA			Dallara F312		236.324	10	236.324	12	235.808	5	234.783	4	234.783	1	235.604
6	18	Fortec Motorsports	GBR	Jannes Fittje	DEU	R	2º	Dallara F312		236.324	2	235.808	15	233.766	3	232.759	10	231.760	6	234.083
7	42	RACE	ESP	Eliseo Martinez	ESP	R	3º	Dallara F312		234.783	3	233.261	1	231.760	9	231.263	6	230.769	8	232.367
8	3	Campos Racing	ESP	Simo Laaksonen	FIN	R	4º	Dallara F312		234.273	1									234.273
9	8	RP Motorsport	ITA	Lodovico Laurini	ITA	R	5º	Dallara F312		234.273	1	232.759	6	230.769	2	230.277	4	229.787	3	231.573
10	20	Fortec Motorsports	GBR	Petru Florescu	ROU	R	6º	Dallara F312		234.273	1	232.759	3	232.258	4	230.769	6	230.769	5	232.166
11	11	RP Motorsport	ITA	Alex Karkosik	POL	R	7º	Dallara F312		233.261	8	231.263	9	230.277	12	230.277	13	230.277	1	231.071
12	14	Drivex School	ESP	Tarun Reddy	IND	R	8º	Dallara F312		233.261	4	231.760	5	230.277	6	230.277	3	230.277	2	231.171
13	12	Drivex School	ESP	Christian Hahn	BRA			Dallara F312		232.759	1	231.263	12	230.277	7	229.787	4	229.787	5	230.775
14	17	Carlin Motorsport	GBR	Devlin De Francesco	CAN	R	9º	Dallara F312		232.759	7	230.769	4	230.277	3	230.277	6	229.299	5	230.676
15	34	Campos Racing	ESP	Matheus Iorio	BRA			Dallara F312		232.759	9	232.258	6	232.258	4	232.258	12	231.760	10	232.258
16	77	Carlin Motorsport	GBR	Guilherme Samaia	BRA			Dallara F312		231.263	2	230.769	12	230.769	1	230.769	4	230.277	15	230.770
17	19	Fortec Motorsports	GBR	Ben Hingeley	GBR			Dallara F312		230.769	15	230.277	9	229.787	4	229.787	11	229.787	12	230.082
18	10	RP Motorsport	ITA	Harrison Scott	GBR			Dallara F312		229.787	13	229.299	6	229.299	7	229.299	8	229.299	9	229.397





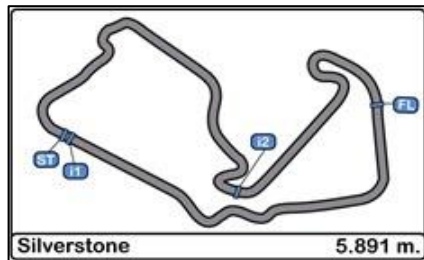
Silverstone Euroformula Open RACE - 1

Fastest Lap Sequence

02/09/2017

Time of Day	Session Time	Nº	Entrant	Nat.	Driver	Nat.	Cat.	Chassis	Team	Time	Km/h	Lap
14:16'03.278	1'57.005	10	RP Motorsport	ITA	Harrison Scott	GBR		Dallara F312	RP Motorsport	1'57.005	181.254	1
14:17'56.673	3'50.426	10	RP Motorsport	ITA	Harrison Scott	GBR		Dallara F312	RP Motorsport	1'53.421	186.981	2
14:19'49.923	5'43.645	10	RP Motorsport	ITA	Harrison Scott	GBR		Dallara F312	RP Motorsport	1'53.219	187.315	3
14:23'36.259	9'30.025	10	RP Motorsport	ITA	Harrison Scott	GBR		Dallara F312	RP Motorsport	1'53.099	187.514	5
14:29'15.942	15'09.622	10	RP Motorsport	ITA	Harrison Scott	GBR		Dallara F312	RP Motorsport	1'53.032	187.625	8
14:38'41.552	24'35.370	10	RP Motorsport	ITA	Harrison Scott	GBR		Dallara F312	RP Motorsport	1'52.938	187.781	13





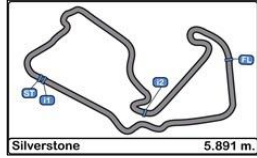
Silverstone Euroformula Open

Event Maximum Speed

02/09/2017

Ord.	Nº	Entrant	Nat.	Driver	Nat.	Cat.	Cl.	Chassis	Team	Km/h	Lap	Session
1	24	Carlin Motorsport	GBR	Ameya Vaidyanathan	IND			Dallara F312	Carlin Motorsport	237.886	8	RACE - 1
2	43	RACE	ESP	Pedro Cardoso	BRA			Dallara F312	Teo Martin Motorsport	237.886	1	RACE - 1
3	16	Drivex School	ESP	Nikita Troitskiy	RUS	R	1º	Dallara F312	Drivex School	237.363	5	Free Practice 1
4	1	Campos Racing	ESP	Cameron Das	USA			Dallara F312	Campos Racing	236.324	12	RACE - 1
5	2	Campos Racing	ESP	Thiago Vivacqua	BRA			Dallara F312	Campos Racing	236.324	10	RACE - 1
6	18	Fortec Motorsports	GBR	Jannes Fittje	DEU	R	2º	Dallara F312	Fortec Motorsports	236.324	2	RACE - 1
7	34	Campos Racing	ESP	Matheus Iorio	BRA			Dallara F312	Campos Racing	235.295	3	Free Practice 1
8	11	RP Motorsport	ITA	Alex Karkosik	POL	R	3º	Dallara F312	RP Motorsport	234.783	8	Qualifying - 1
9	20	Fortec Motorsports	GBR	Petru Florescu	ROU	R	4º	Dallara F312	Fortec Motorsports	234.783	9	Free Practice 1
10	42	RACE	ESP	Eliseo Martinez	ESP	R	5º	Dallara F312	Teo Martin Motorsport	234.783	3	RACE - 1
11	3	Campos Racing	ESP	Simo Laaksonen	FIN	R	6º	Dallara F312	Campos Racing	234.274	1	RACE - 1
12	8	RP Motorsport	ITA	Lodovico Laurini	ITA	R	7º	Dallara F312	RP Motorsport	234.274	5	Qualifying - 1
13	10	RP Motorsport	ITA	Harrison Scott	GBR			Dallara F312	RP Motorsport	234.274	6	Free Practice 3
14	14	Drivex School	ESP	Tarun Reddy	IND	R	8º	Dallara F312	Drivex School	233.262	4	RACE - 1
15	12	Drivex School	ESP	Christian Hahn	BRA			Dallara F312	Drivex School	232.759	1	RACE - 1
16	17	Carlin Motorsport	GBR	Devlin De Francesco	CAN	R	9º	Dallara F312	Carlin Motorsport	232.759	7	RACE - 1
17	77	Carlin Motorsport	GBR	Guilherme Samaia	BRA			Dallara F312	Carlin Motorsport	232.759	9	Free Practice 3
18	19	Fortec Motorsports	GBR	Ben Hingeley	GBR			Dallara F312	Fortec Motorsports	230.770	15	RACE - 1

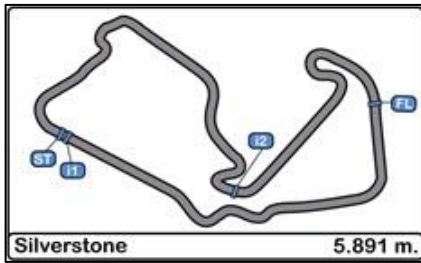




Silverstone
Euroformula Open
RACE - 1

LAP CHART

Order	Start	GAP / LT	1 ^a	GAP / LT	2 ^a	GAP / LT	3 ^a	GAP / LT	4 ^a	GAP / LT	5 ^a	GAP / LT	6 ^a	GAP / LT	7 ^a	GAP / LT	8 ^a	GAP / LT	9 ^a	GAP / LT	10 ^a	GAP / LT	11 ^a	GAP / LT	12 ^a	GAP / LT	13 ^a	GAP / LT	14 ^a	GAP / LT	15 ^a	GAP / LT
1 ^o	10	1'51.165	10	1'57.005	10	1'53.421	10	1'53.219	10	1'53.281	10	1'53.099	10	1'53.316	10	1'53.249	10	1'53.032	10	1'53.086	10	1'53.16	10	1'53.341	10	1'53.223	10	1'52.938	10	1'52.965	10	1'53.074
2 ^o	11	0'751 1'51.916	11	1'58.086	11	1'54.058	11	1'54.508	11	1'54.416	11	1'54.366	11	1'54.122	17	1'54.456	17	1'53.482	17	1'53.402	17	1'53.449	17	1'54.491	17	1'54.124	17	1'54.169	17	1'54.007	17	1'53.848
3 ^o	19	1'057 1'52.222	17	1'58.761	17	1'54.054	17	1'54.286	17	1'54.415	17	1'54.441	17	1'54.061	11	1'55.591	11	1'54.322	11	1'54.067	11	1'54.559	11	1'54.613	11	1'54.285	11	1'54.215	11	1'54.164	11	1'54.702
4 ^o	17	1'249 1'52.414	19	2'50 1'59.505	19	3'768 1'54.689	19	4'916 1'54.367	19	5'945 1'54.31	19	7'830 1'54.984	19	8'650 1'54.136	19	9'601 1'54.2	19	11'040 1'54.471	19	12'398 1'54.444	19	13'642 1'54.404	19	14'660 1'54.359	19	15'979 1'54.542	24	18'041 1'54.81	24	18'771 1'53.695	24	19'259 1'53.562
5 ^o	42	1'269 1'52.434	24	3'111 2'00.116	24	4'335 1'54.645	24	5'250 1'54.134	24	6'362 1'54.393	24	8'095 1'54.832	24	9'289 1'54.51	24	10'062 1'54.022	24	12'034 1'55.004	24	12'854 1'53.906	24	14'153 1'54.459	24	15'273 1'54.461	24	16'169 1'54.119	19	18'663 1'55.622	16	21'763 1'55.641	16	23'586 1'54.897
6 ^o	34	1'275 1'52.440	34	3'768 2'00.773	34	4'992 1'54.645	34	6'316 1'54.543	34	7'649 1'54.614	34	9'204 1'54.654	34	10'643 1'54.755	34	11'885 1'54.491	34	13'485 1'54.632	34	14'449 1'54.05	34	15'450 1'54.161	16	17'411 1'54.584	16	18'121 1'53.933	16	19'087 1'53.904	19	22'289 1'56.591	19	24'123 1'54.908
7 ^o	24	1'305 1'52.470	1	5'486 2'02.491	16	7'948 1'55.363	16	8'853 1'54.124	16	9'814 1'53.644	16	9'960 1'53.843	16	11'066 1'54.422	16	12'350 1'54.533	16	13'834 1'54.516	16	14'735 1'53.987	16	16'168 1'54.593	16	17'492 1'54.830	34	18'358 1'56.358	34	20'087 1'54.843	34	21'978 1'54.829	34	25'863 1'55.003
8 ^o	16	1'347 1'52.512	16	6'006 2'03.011	1	8'356 1'56.291	1	10'951 1'55.814	1	11'914 1'54.244	1	12'561 1'53.746	1	13'325 1'54.08	1	13'889 1'53.813	1	15'175 1'54.318	1	16'307 1'54.218	1	17'492 1'54.345	1	18'830 1'54.679	1	20'726 1'55.119	1	22'751 1'54.963	1	24'577 1'54.791	1	26'167 1'54.664
9 ^o	1	1'690 1'52.855	14	6'639 2'03.644	42	8'812 1'55.535	42	11'376 1'55.783	42	12'692 1'54.597	42	13'780 1'54.187	42	14'583 1'54.119	42	15'414 1'54.08	42	16'841 1'54.459	42	18'139 1'54.384	42	19'539 1'54.56	42	21'196 1'54.998	42	22'882 1'54.909	42	24'961 1'55.017	42	26'804 1'54.808	42	29'279 1'55.549
10 ^o	3	1'734 1'52.899	42	6'698 2'03.703	14	9'226 1'56.708	14	11'716 1'55.009	14	13'707 1'55.272	14	15'001 1'54.393	14	16'235 1'54.55	14	17'444 1'54.458	14	18'586 1'54.174	14	19'741 1'54.241	77	26'555 1'56.26	43	28'985 1'55.358	43	30'716 1'54.954	43	32'963 1'55.185	43	36'049 1'56.051	2	38'415 1'55.19
11 ^o	14	1'766 1'52.931	20	7'760 2'04.765	20	10'629 1'56.29	77	12'913 1'54.78	77	14'136 1'54.504	77	15'741 1'54.704	77	17'167 1'54.742	77	18'947 1'55.029	77	21'013 1'55.098	77	23'455 1'55.528	43	26'968 1'56.455	77	29'520 1'56.306	2	32'205 1'55.71	2	33'690 1'54.423	2	36'299 1'55.574	18	40'689 1'56.826
12 ^o	12	1'825 1'52.990	77	8'238 2'05.243	77	11'352 1'56.535	20	13'158 1'55.748	20	15'429 1'55.552	20	17'275 1'54.945	43	19'353 1'55.228	43	20'544 1'54.44	43	21'792 1'54.28	43	23'673 1'54.967	2	27'421 1'56.296	2	29'718 1'55.638	18	33'974 1'55.054	18	35'151 1'54.115	18	36'937 1'54.751	43	40'766 1'57.791
13 ^o	77	1'989 1'53.154	12	8'443 2'05.448	43	11'621 1'56.518	43	13'414 1'55.012	43	15'496 1'55.363	43	17'441 1'55.044	2	20'002 1'55.21	2	21'204 1'54.451	2	22'798 1'54.626	2	24'285 1'54.573	12	30'497 1'54.79	12	31'613 1'54.457	8	38'771 1'56.343	8	42'215 1'56.382	8	45'393 1'56.143	8	48'298 1'55.979
14 ^o	20	2'008 1'53.173	43	8'524 2'05.529	2	12'837 1'57.147	2	14'446 1'54.828	2	16'102 1'54.937	2	18'108 1'55.105	8	22'178 1'55.865	8	24'393 1'55.464	8	26'421 1'55.06	12	28'867 1'54.624	18	30'802 1'54.575	18	32'143 1'54.682	77	41'018 2'04.721	77	43'785 1'55.705	77	46'104 1'55.284	77	48'617 1'55.587
15 ^o	2	2'032 1'53.197	2	9'111 2'06.116	8	13'924 1'57.879	8	15'767 1'55.062	8	17'549 1'55.063	8	19'629 1'55.179	12	23'826 1'55.76	12	25'348 1'54.771	12	27'329 1'55.013	18	29'387 1'54.789	8	33'481 1'55.528	8	35'651 1'55.511								
16 ^o	18	2'118 1'53.283	8	9'466 2'06.471	12	14'409 1'59.387	12	17'854 1'56.664	12	19'645 1'55.072	12	21'382 1'54.836	18	24'162 1'55.605	18	25'733 1'54.82	18	27'684 1'54.983	8	31'113												
17 ^o	8	2'419 1'53.584	18	9'588 2'06.593	18	14'917 1'58.75	18	18'177 1'56.479	18	20'283 1'55.387	18	21'873 1'54.689	20	26'892 2'02.933																		
18 ^o	43	3'134 1'54.299																														



Silverstone Euroformula Open RACE - 1

Graphic Lap Chart

02/09/2017

