

Paul Ricard 5.821 m

Aci Racing Week End 11-12-13 Maggio 2018

C.I. Gran Turismo - Classifica Qualifying 2

Num.	Conduuttore	Concorrente	Scuderia	Auto	Classe	Tempo	Dist.	Rel.	Giri
1	27 FISICHELLA Giancarlo	ITA	Scuderia Baldini 27	Ferrari 488 EVO	GT3	2'01.314			2
2	63 ZAMPIERI Daniel	ITA	Antonelli Motorsport	Lamborghini Huracan	GT3	2'02.677	1.363	1.363	8
3	7 TRELUYER Benoit	ISR	Audi Sport Italia	Audi R8 LMS	GT3	2'02.753	1.439	0.076	7
4	19 VEGLIA Lorenzo	ITA	Antonelli Motorsport	Lamborghini Huracan	GT3	2'02.923	1.609	0.170	11
5	3 FONTANA Andrea	ITA	Easy Race	Ferrari 488	GT3	2'02.976	1.662	0.053	9
6	23 PALMA Andrea	ITA	Petri Corse Motorsport	Lamborghini Huracan	GT3	2'03.298	1.984	0.322	10
7	8 HIESSE Steeve	FRA	SVC Sport Management	Lamborghini Huracan	GT3	2'05.186	3.872	1.888	5
8	98 GARBELLI Enrico	ITA	Nova Race	Audi R8 LMS	GT3L	2'06.780	5.466	1.594	9
9	176 PISANI Eugenio	ITA	Pisani Eugenio	Porsche 997 Cup My12	GTC	2'12.752	11.438	5.972	7
10	206 MAGNONI Luca	ITA	Nova Race	Ginetta G55	GT4	2'18.348	17.034	5.596	8
11	207 MARCHETTI Alessandro	FIN	Nova Race	Ginetta G55	GT4	2'18.781	17.467	0.433	8

Umidità	65%	ARIA	20°C
Condizioni	Dry	Temp.	41°C

Race Director : Ferrari A.

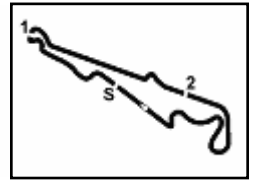
Clerk of the Course : Marotta G.

12/05/2018 Inizio 12:34 Fine 13:02

Esposta alle:

Powered by FICr PERUGIATIMING



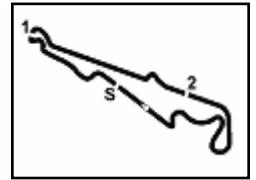


Paul Ricard 5.821 m

Aci Racing Week End 11-12-13 Maggio 2018

C.I. Gran Turismo - Ideal Time Qualifying 2

Num. Concorrente	Auto	Seg. 1	Seg. 2	Seg. 3	Seg. 4	Ideal Time		Diff.	
		Diff. 1	Diff. 2	Diff. 3	Diff. 4	Miglior Giro	Pos.		
1 23	PETRI CORSE MOTORSPOR	Lamborghini Huracan	6.569 0.055	27.136 0.373	35.365 1.788	51.936 0.076	2'01.006 2'03.298	6	2.292
2 27	SCUDERIA BALDINI 27	Ferrari 488 EVO	6.266	27.072	36.839	51.137	2'01.314 2'01.314	1	
3 63	ANTONELLI MOTORSPORT	Lamborghini Huracan	6.591 0.011	26.927 0.253	37.182	51.698 0.015	2'02.398 2'02.677	2	0.279
4 7	AUDI SPORT ITALIA	Audi R8 LMS	6.564 0.008	27.001	37.002 0.129	51.866 0.183	2'02.433 2'02.753	3	0.320
5 19	ANTONELLI MOTORSPORT	Lamborghini Huracan	6.550 0.003	27.161	37.090 0.141	51.978	2'02.779 2'02.923	4	0.144
6 3	EASY RACE	Ferrari 488	6.542	27.159 0.045	37.133	51.997 0.100	2'02.831 2'02.976	5	0.145
7 8	SVC SPORT MANAGEMENT	Lamborghini Huracan	6.660 0.005	27.388 0.495	37.864	52.774	2'04.686 2'05.186	7	0.500
8 98	NOVA RACE	Audi R8 LMS	6.555	28.154 0.030	38.134 0.490	53.417	2'06.260 2'06.780	8	0.520
9 176	PISANI EUGENIO	Porsche 997 Cup My12	6.664 0.006	29.892	39.286 0.070	56.657 0.177	2'12.499 2'12.752	9	0.253
10 206	NOVA RACE	Ginetta G55	7.629	29.953	42.371 0.064	58.331	2'18.284 2'18.348	10	0.064
11 207	NOVA RACE	Ginetta G55	7.543	30.453	42.070	58.417 0.298	2'18.483 2'18.781	11	0.298
Ideal Time Assoluto			6.266	26.927	35.365	51.137	1'59.695		



Paul Ricard 5.821 m

1 / 2

Aci Racing Week End 11-12-13 Maggio 2018

C.I. Gran Turismo - Analisi Tempi Qualifying 2

3 Easy Race (2'02.976)							
Giro	Seg.1	Seg.2	Seg.3	Seg.4	T. Giro	km/h	Local Time
Andrea Fontana							
1		31.424	37.974	52.638		148,8	12:38'51.165
2	6.595	28.086	37.289	55.069	2'07.039	246,0	12:40'58.204
3	6.587	27.641	37.573	52.479	2'04.280	245,5	12:43'02.484
4	6.547	27.409	37.416	52.934	2'04.306	246,6	12:45'06.790
5	6.561	27.923	37.917	1'00.758	2'13.159P	244,9	12:47'19.949
6	2'39.055	30.881	37.931	52.094	4'39.961P	143,0	12:51'59.910
7	6.584	27.221	37.205	51.997	2'03.007	242,7	12:54'02.917
8	6.542	27.204	37.133	52.097	2'02.976	244,3	12:56'05.893
9	6.558	27.255	37.321	52.076	2'03.210	246,6	12:58'09.103
10	6.559	27.159	37.509	52.000	2'03.227	247,1	13:00'12.330

7 Audi Sport Italia (2'02.753)							
Giro	Seg.1	Seg.2	Seg.3	Seg.4	T. Giro	km/h	Local Time
Benoit Treluyer							
1		31.335	38.071	52.765		146,5	12:37'36.551
2	6.599	27.450	37.246	52.219	2'03.514	245,5	12:39'40.065
3	6.582	28.111	37.862	1'03.203	2'15.758P	244,9	12:41'55.823
4	7'25.690	31.235	39.495	53.423	9'29.843P	147,7	12:51'25.666
5	6.625	27.722	37.313	51.933	2'03.593	244,3	12:53'29.259
6	6.564	27.228	37.027	52.133	2'02.952	246,0	12:55'32.211
7	6.574	27.390	37.002	51.866	2'02.832	246,0	12:57'35.043
8	6.572	27.001	37.131	52.049	2'02.753	246,6	12:59'37.796

8 SVC Sport Management (2'05.186)							
Giro	Seg.1	Seg.2	Seg.3	Seg.4	T. Giro	km/h	Local Time
Steeve Hiesse							
1							12:35'14.661
2	23.609	29.978	38.181	53.160	2'24.928P	142,3	12:37'39.589
3	6.665	27.883	37.864	52.774	2'05.186	242,7	12:39'44.775
4	6.678	27.874	38.142	2'08.061	3'20.755P	242,2	12:43'05.530
5	22.411	32.166	39.947	54.847	2'29.371P	128,6	12:45'34.901
6	6.660	29.210	41.709	53.620	2'11.199	243,2	12:47'46.100

19 Antonelli Motorsport (2'02.923)							
Giro	Seg.1	Seg.2	Seg.3	Seg.4	T. Giro	km/h	Local Time
Lorenzo Veglia							
1							12:35'27.767
2	21.200	30.162	37.636	52.405	2'21.403P	151,0	12:37'49.170
3	6.579	28.145	37.710	52.413	2'04.847	246,0	12:39'54.017
4	6.578	27.536	37.431	52.433	2'03.978	247,1	12:41'57.995
5	6.560	27.655	37.731	3'07.969	4'19.915P	246,6	12:46'17.910
6	21.235	29.748	38.553	57.288	2'26.824P	151,0	12:48'44.734
7	6.596	27.260	37.426	58.955	2'10.237	247,1	12:50'54.971
8	6.572	27.337	37.154	52.076	2'03.139	246,6	12:52'58.110
9	6.550	27.175	37.209	1'04.372	2'15.306	248,3	12:55'13.416
10	6.561	27.319	37.090	52.131	2'03.101	247,1	12:57'16.517
11	6.561	27.268	37.317	52.095	2'03.241	247,7	12:59'19.758
12	6.553	27.161	37.231	51.978	2'02.923	248,3	13:01'22.681

23 Petri Corse Motorsport (2'03.298)							
Giro	Seg.1	Seg.2	Seg.3	Seg.4	T. Giro	km/h	Local Time
Andrea Palma							
1							12:35'25.786
2	21.607	32.603	38.827	53.927	2'26.964P	144,0	12:37'52.750
3	6.629	28.009	37.485	52.177	2'04.300	243,8	12:39'57.050
4	6.611	27.517	37.806	52.353	2'04.287	245,5	12:42'01.337
5	6.579	27.341	37.884	2'59.273	4'11.077P	245,5	12:46'12.414
6	21.448	31.544	38.826	52.839	2'24.657P	145,9	12:48'37.071
7	6.624	27.509	37.153	52.012	2'03.298	244,3	12:50'40.369
8	6.614	27.558	37.140	52.384	2'03.696	244,3	12:52'44.065
9	6.585	27.257	35.365	57.270	2'06.477	246,0	12:54'50.542

27 Scuderia Baldini 27 (2'01.314)							
Giro	Seg.1	Seg.2	Seg.3	Seg.4	T. Giro	km/h	Local Time
Giancarlo Fisichella							
1		28.965	37.037	51.730		140,4	12:45'00.006
2	6.266	27.072	36.839	51.137	2'01.314	255,3	12:47'01.320
3	6.278	27.327	40.896	1'02.355	2'16.856P	250,0	12:49'18.176

63 Antonelli Motorsport (2'02.677)							
Giro	Seg.1	Seg.2	Seg.3	Seg.4	T. Giro	km/h	Local Time
Daniel Zampieri							
1							12:35'09.937
2	23.596	28.835	38.608	52.958	2'23.997P	143,4	12:37'33.934
3	6.656	27.537	37.281	51.915	2'03.389	243,2	12:39'37.323
4	6.655	27.179	37.604	4'55.145	6'06.583P	243,8	12:45'43.906
5	21.664	29.271	38.278	52.927	2'22.140P	140,8	12:48'06.046
6	6.631	27.157	37.199	51.698	2'02.685	244,3	12:50'08.731
7	6.636	26.927	37.416	51.969	2'02.948	244,3	12:52'11.679
8	7.175	32.033	41.360	53.949	2'14.517	195,3	12:54'26.196
9	6.602	27.180	37.182	51.713	2'02.677	245,5	12:56'28.873

98 Nova Race (2'06.780)							
Giro	Seg.1	Seg.2	Seg.3	Seg.4	T. Giro	km/h	Local Time
Enrico Garbelli							
1		33.515	41.684	58.264		145,7	12:37'54.318
2	6.573	28.966	38.408	2'45.936	3'59.883	245,5	12:41'54.201
3	6.688	30.232	39.743	56.202	2'12.865	239,5	12:44'07.066
4	6.598	28.505	38.134	53.940	2'07.177	244,3	12:46'14.243
5	6.572	28.577	38.431	54.366	2'07.946	244,3	12:48'22.189
6	6.591	28.523	39.341	1'08.601	2'23.056P	243,8	12:50'45.245
7	1'13.091	30.501	40.621	56.058	3'20.271P	149,2	12:54'05.516
8	6.560	28.154	38.284	54.099	2'07.097	245,5	12:56'12.613
9	6.555	28.184	38.624	53.417	2'06.780	244,3	12:58'19.393
10	6.580	27.626	40.287	1'49.479	3'27.972P	244,9	13:01'47.365

176 Pisani Eugenio (2'12.752)							
Giro	Seg.1	Seg.2	Seg.3	Seg.4	T. Giro	km/h	Local Time
Eugenio Pisani							
1		39.949	41.018	59.061		91,6	12:39'02.660
2	6.715	30.168	39.602	56.764	2'13.249	242,7	12:41'15.909
3	6.676	31.307	39.577	1'08.054	2'25.614P	242,7	12:43'41.523
4	3'01.323	31.918	40.814	59.111	5'13.166P	142,7	12:48'54.689
5	6.686	30.627	39.514	56.657	2'13.484	243,2	12:51'08.173
6	6.678	30.323	39.286	57.262	2'13.549	243,2	12:53'21.722
7	6.670	29.892	39.356	56.834	2'12.752	243,8	12:55'34.474
8	6.664	40.869	1'11.023	1'29.073	3'27.629P	243,2	12:59'02.103

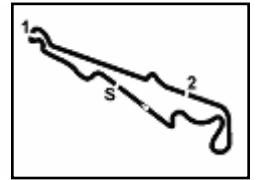
206 Nova Race (2'18.348)							
Giro	Seg.1	Seg.2	Seg.3	Seg.4	T. Giro	km/h	Local Time
Luca Magnoni							
1		33.871	44.110	59.037		127,1	12:38'10.712
2	7.643	30.457	42.707	58.473	2'19.280	210,9	12:40'29.992
3	7.695	30.248	42.718	58.549	2'19.210	209,7	12:42'49.202
4	7.664	30.532	42.730	1'06.269	2'27.195	210,5	12:45'16.397
5	7.678	30.641	42.987	1'10.476	2'31.782P	210,5	12:47'48.179
6	1'07.861	33.248	45.590	1'01.240	3'27.939P	124,1	12:51'16.118
7	7.671	30.483	42.371	58.539	2'19.064	211,4	12:53'35.182
8	7.629	29.953	42.435	58.331	2'18.348	211,8	12:55'53.530
9	7.641	30.133	42.599	1'14.924	2'35.297P	211,4	12:58'28.827

207 Nova Race (2'18.781)							
Giro	Seg.1	Seg.2	Seg.3	Seg.4	T. Giro	km/h	Local Time

12/05/2018 P = Box In/Out - C = Tempo Invalidato

Powered by FICr PERUGIATIMING



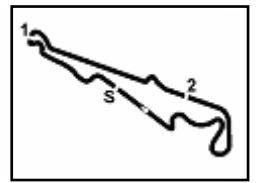


Paul Ricard 5.821 m

Acı Racing Week End 11-12-13 Maggio 2018

C.I. Gran Turismo - Analisi Tempi Qualifying 2

Alessandro Marchetti									
1		36.561	42.498	58.901		134,7	12:38'02.350		
2	7.555	30.766	42.103	58.417	2'18.841	214,3	12:40'21.191		
3	7.597	30.678	42.198	59.222	2'19.695	212,6	12:42'40.886		
4	7.607	31.003	42.300	1'10.762	2'31.672P	212,2	12:45'12.558		
5	1'11.212	32.851	42.605	59.849	3'26.517P	133,5	12:48'39.075		
6	7.590	30.828	42.191	1'02.442	2'23.051	213,9	12:51'02.126		
7	7.594	30.702	42.329	59.388	2'20.013	213,0	12:53'22.139		
8	7.543	30.453	42.070	58.715	2'18.781	215,1	12:55'40.920		
9	7.578	30.994	42.508	1'07.665	2'28.745P	213,9	12:58'09.665		



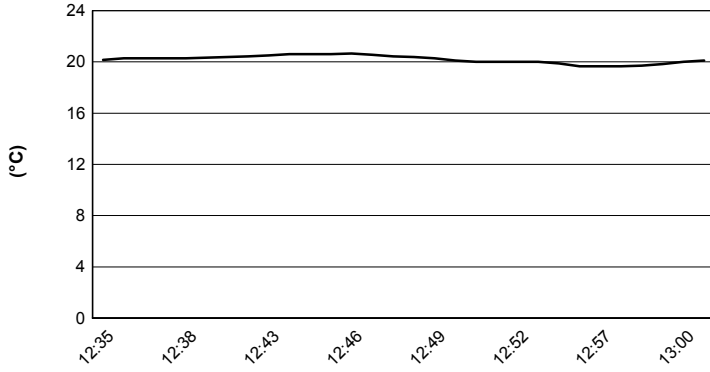
Paul Ricard 5.821 m

Aci Racing Week End 11-12-13 Maggio 2018

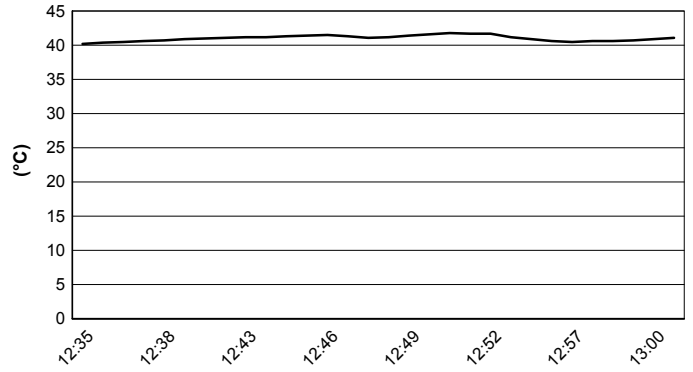
C.I. Gran Turismo - Meteo Qualifying 2

Session started 12:35 - Session ended 13:02

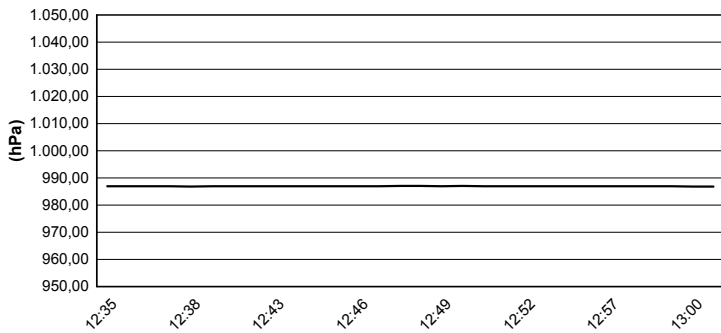
Air Temperature



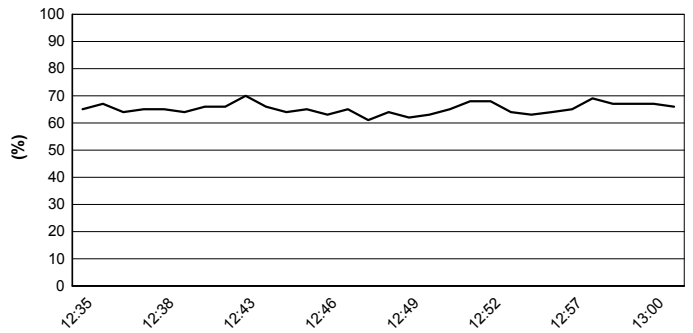
Track Temperature



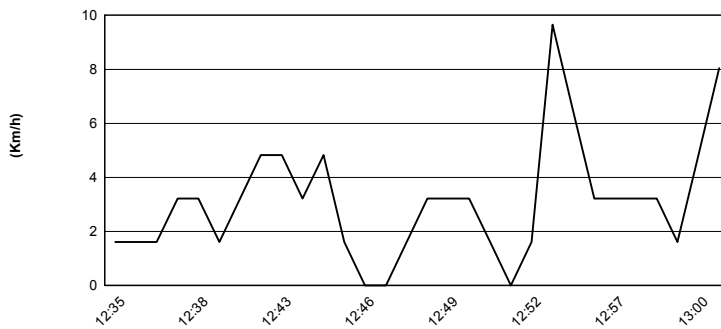
Air Pressure



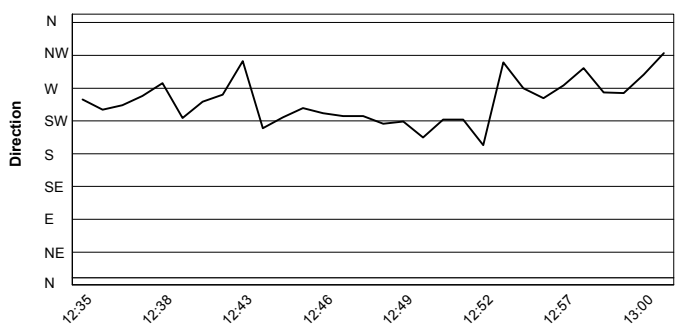
Humidity



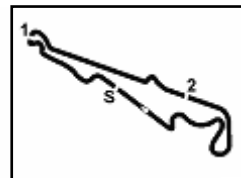
Wind Speed



Wind Direction



12/05/2018



Paul Ricard 5.821 m

Aci Racing Week End 11-12-13 Maggio 2018

C.I. Gran Turismo - Velocità Qualifying 2

MIGLIOR GIRO

1	27	SCUDERIA BALDINI 27	Ferrari 488 EVO	2'01.314
2	63	ANTONELLI MOTORSPORT	Lamborghini Huracan	2'02.677
3	7	AUDI SPORT ITALIA	Audi R8 LMS	2'02.753
4	19	ANTONELLI MOTORSPORT	Lamborghini Huracan	2'02.923
5	3	EASY RACE	Ferrari 488	2'02.976
6	23	PETRI CORSE MOTORSPOR	Lamborghini Huracan	2'03.298
7	8	SVC SPORT MANAGEMENT	Lamborghini Huracan	2'05.186
8	98	NOVA RACE	Audi R8 LMS	2'06.780
9	176	PISANI EUGENIO	Porsche 997 Cup Mv12	2'12.752
10	206	NOVA RACE	Ginetta G55	2'18.348
11	207	NOVA RACE	Ginetta G55	2'18.781

SPEED

1	27	SCUDERIA BALDINI 27	Ferrari 488 EVO	255,3
2	19	ANTONELLI MOTORSPORT	Lamborghini Huracan	248,3
3	3	EASY RACE	Ferrari 488	247,1
4	7	AUDI SPORT ITALIA	Audi R8 LMS	246,6
5	23	PETRI CORSE MOTORSPOR	Lamborghini Huracan	246,0
6	63	ANTONELLI MOTORSPORT	Lamborghini Huracan	245,5
7	98	NOVA RACE	Audi R8 LMS	245,5
8	176	PISANI EUGENIO	Porsche 997 Cup My12	243,8
9	8	SVC SPORT MANAGEMENT	Lamborghini Huracan	243,2
10	207	NOVA RACE	Ginetta G55	215,1
11	206	NOVA RACE	Ginetta G55	211,8

SEG. 1

1	27	SCUDERIA BALDINI 27	6.266
2	3	EASY RACE	6.542
3	19	ANTONELLI MOTORSP	6.550
4	98	NOVA RACE	6.555
5	7	AUDI SPORT ITALIA	6.564
6	23	PETRI CORSE MOTOR	6.569
7	63	ANTONELLI MOTORSP	6.591
8	8	SVC SPORT MANAGEM	6.660
9	176	PISANI EUGENIO	6.664
10	207	NOVA RACE	7.543
11	206	NOVA RACE	7.629

SEG. 2

1	63	ANTONELLI MOTORSP	26.927
2	7	AUDI SPORT ITALIA	27.001
3	27	SCUDERIA BALDINI 27	27.072
4	23	PETRI CORSE MOTOR	27.136
5	3	EASY RACE	27.159
6	19	ANTONELLI MOTORSP	27.161
7	8	SVC SPORT MANAGEM	27.388
8	98	NOVA RACE	28.154
9	176	PISANI EUGENIO	29.892
10	206	NOVA RACE	29.953
11	207	NOVA RACE	30.453

SEG. 3

1	23	PETRI CORSE MOTOR	35.365
2	27	SCUDERIA BALDINI 27	36.839
3	7	AUDI SPORT ITALIA	37.002
4	19	ANTONELLI MOTORSP	37.090
5	3	EASY RACE	37.133
6	63	ANTONELLI MOTORSP	37.182
7	8	SVC SPORT MANAGEM	37.864
8	98	NOVA RACE	38.134
9	176	PISANI EUGENIO	39.286
10	207	NOVA RACE	42.070
11	206	NOVA RACE	42.371

SEG. 4

1	27	SCUDERIA BALDINI 27	51.137
2	63	ANTONELLI MOTORSP	51.698
3	7	AUDI SPORT ITALIA	51.866
4	23	PETRI CORSE MOTOR	51.936
5	19	ANTONELLI MOTORSP	51.978
6	3	EASY RACE	51.997
7	8	SVC SPORT MANAGEM	52.774
8	98	NOVA RACE	53.417
9	176	PISANI EUGENIO	56.657
10	206	NOVA RACE	58.331
11	207	NOVA RACE	58.417