

Circuit Paul Ricard
International GT Open
Qualifying 1

RESULTS

04/06/2016

Ord.	N°	Entrant / Team	Nat.	Driver	Nat.	St.	Driver 2	Nat.	St.	Vehicle	Cat.	Cl.	Laps	Best	Time	Gap	Interval	Km/h
1	88	Garage 59	GBR	Alexander West	SWE	Bronze	<u>Côme Ledogar</u>	FRA	Gold	McLaren 650 S GT3	GP	1°	4	3	2'03.602			170.153
2	27	Orange 1 T. Lazarus	ITA	Thomas Biagi	ITA	Gold	<u>Fabrizio Crestani</u>	ITA	Silver	Lamborghini Huracan GT3	GP	2°	8	7	2'03.887	0"285	0"285	169.761
3	2	RACE / BMW Team Teo Martin	ESP	<u>Gustavo Yacaman</u>	COL	Gold	Fernando Monje	ESP	Silver	BMW M6 GT3	GP	3°	6	2	2'04.283	0"681	0"396	169.220
4	1	RACE / BMW Team Teo Martin	ESP	<u>Miguel Ramos</u>	PRT	Silver	Roldan Rodriguez	ESP	Silver	BMW M6 GT3	GP	4°	7	3	2'04.518	0"916	0"235	168.901
5	5	Drivex School	ESP	<u>Juan Cruz Alvarez</u>	ARG	Silver	Miguel A. de Castro	ESP	Silver	Audi R8 LMS Ultra	GP	5°	11	10	2'04.847	1"245	0"329	168.456
6	7	FFF Racing Team by ACM	CHN	Andrea Caldarelli	ITA	Gold	<u>Vitantonio Liuzzi</u>	ITA	Platinum	Lamborghini Huracan GT3	GP	6°	12	10	2'05.285	1"683	0"438	167.867
7	51	AF Corse	ITA	<u>Piergiuseppe Perazzini</u>	ITA	Bronze	Marco Cioci	ITA	Gold	Ferrari 488 GT3	GP	7°	10	8	2'06.005	2"403	0"720	166.908
8	10	James Abbott / Radical Works Team	GBR	James Abbott	GBR	Silver	<u>Colin Noble</u>	GBR	Bronze	Radical RXC Turbo GT3	GP	8°	8	7	2'06.231	2"629	0"226	166.609
9	34	TF Sport	GBR	<u>Salih Yoluc</u>	TUR	Bronze	Euan Hankey	GBR	Silver	Aston Martin Vantage	GP	9°	9	8	2'06.442	2"840	0"211	166.331
10	64	Ebimotors	ITA	<u>Emanuele Busnelli</u>	ITA	Bronze	Fabio Babini	ITA	Platinum	Lamborghini Huracan GT3	GP	10°	11	11	2'06.657	3"055	0"215	166.048
11	99	Sports and You	PRT	<u>Antonio Coimbra</u>	PRT	Bronze	Luis Silva	PRT	Bronze	Mercedes AMG GT3	GA	1°	9	9	2'06.910	3"308	0"253	165.717
12	59	Garage 59	GBR	<u>Michael Benham</u>	GBR	Bronze	Duncan Tappy	GBR	Gold	McLaren 650 S GT3	GP	11°	7	5	2'06.968	3"366	0"058	165.642
13	22	Shaun Balfe / Balfe Motorsport	GBR	<u>Shaun Balfe</u>	GBR	Bronze	Phil Keen	GBR	Silver	Ferrari 458 Italia GT3	GP	12°	13	11	2'07.005	3"403	0"037	165.593
14	15	V8 Racing	NLD	Max Braams	NLD	Bronze	<u>Filipe Barreiros</u>	PRT	Bronze	Renault RS01 GT3	GA	2°	10	10	2'08.511	4"909	1"506	163.653
15	17	Petri Corse	ITA	<u>Davide Roda</u>	ITA	Bronze				Lamborghini Huracan ST	GA	3°	11	6	2'09.313	5"711	0"802	162.638
16	13	AF Corse	ITA	<u>John Dhillon</u>	GBR	Bronze	Stéphane Lémeret	BEL	Bronze	Ferrari 458 Italia GT3	GA	4°	12	11	2'10.106	6"504	0"793	161.647

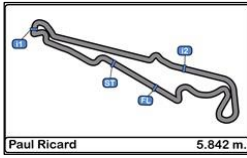
CAR 10 TIME 2:08.652 DISALLOWED TRACK LIMITS AT T 10

Published at:.....

Track Status **DRY**

Stewards:	Race Director:	Timekeeper:
------------------	-----------------------	------------------------





Circuit Paul Ricard
International GT Open
Qualifying 1

LAP ANALYSIS

04/06/2016

Number	1			2			5			7			10		
	Lap Time	Partial	Speed	Lap Time	Partial	Speed	Lap Time	Partial	Speed	Lap Time	Partial	Speed	Lap Time	Partial	Speed
1 ^a - 1	0'35.152	0'35.152	250.001	0'34.865	0'34.865	251.749	0'36.251	0'36.251	252.337	0'36.134	0'36.134	252.337	0'35.908	0'35.908	254.717
1 ^a - 2	1'12.805	0'37.653	Ramos	1'11.913	0'37.048	Yacaman	1'14.193	0'37.942		1'14.453	0'38.319	Liuzzi	1'13.958	0'38.050	Noble
1 ^a - 3	2'05.263	0'52.458		2'04.283	0'52.370		2'07.094	0'52.901		2'08.613	0'54.160		2'08.652	0'54.694	
2 ^a - 1	0'34.890	0'34.890	250.001	0'35.112	0'35.112	251.749	0'35.539	0'35.539	251.749	0'35.979	0'35.979	252.337	0'35.574	0'35.574	256.533
2 ^a - 2	1'12.211	0'37.321	Ramos	1'12.565	0'37.453	Yacaman	1'13.375	0'37.836	Cruz	1'14.080	0'38.101	Liuzzi	1'13.324	0'37.750	Noble
2 ^a - 3	2'04.518	0'52.307		1'751.017	1'638.452	PIT	2'06.540	0'53.165		2'08.984	0'54.904		2'07.324	0'54.000	
3 ^a - 1	0'34.869	0'34.869	250.001	0'57.724	0'57.724	105.987	0'36.135	0'36.135	252.337	0'35.532	0'35.532	251.749	0'36.065	0'36.065	255.925
3 ^a - 2	1'12.423	0'37.554	Ramos	1'42.308	0'44.584	Yacaman	1'13.966	0'37.831	Cruz	1'14.840	0'39.308	Liuzzi	1'15.248	0'39.183	Noble
3 ^a - 3	14'50.530	13'38.107	PIT	2'39.275	0'56.967		2'18.793	1'04.827	PIT	2'10.781	0'55.941		2'19.645	1'04.397	PIT
4 ^a - 1	0'54.881	0'54.881	124.424	0'38.324	0'38.324	251.163	3'51.159	3'51.159	149.792	0'35.660	0'35.660	252.928	6'33.196	6'33.196	143.427
4 ^a - 2	1'34.207	0'39.326	Ramos	1'17.270	0'38.946	Yacaman	4'32.453	0'41.294	Cruz	1'13.631	0'37.971	Liuzzi	7'17.316	0'44.120	Noble
4 ^a - 3	2'28.401	0'54.194		2'13.700	0'56.430		5'27.404	0'54.951		2'07.342	0'53.711		8'15.373	0'58.057	
5 ^a - 1	0'35.190	0'35.190	248.276	0'35.490	0'35.490	250.000	0'38.188	0'38.188	251.163	0'35.762	0'35.762	251.749	0'35.076	0'35.076	254.118
5 ^a - 2	1'12.510	0'37.320	Ramos	1'12.850	0'37.360	Yacaman	1'20.776	0'42.588	Cruz	1'13.752	0'37.990	Liuzzi	1'12.430	0'37.354	Noble
5 ^a - 3	2'05.083	0'52.573		2'04.977	0'52.127		2'15.417	0'54.641		3'31.882	2'18.130	PIT	2'07.900	0'55.470	
6 ^a - 1	0'34.543	0'34.543	248.848	0'38.607	0'38.607	244.898	0'35.028	0'35.028	251.749	0'56.216	0'56.216	125.145	0'35.267	0'35.267	257.143
6 ^a - 2	1'11.939	0'37.396	Ramos	1'17.481	0'38.874	Yacaman	1'12.699	0'37.671	Cruz	1'37.174	0'40.958	Liuzzi	1'12.796	0'37.529	Noble
6 ^a - 3	2'04.541	0'52.602					2'05.144	0'52.445		2'34.537	0'57.363		2'06.231	0'53.435	
7 ^a - 1	0'34.817	0'34.817	247.140				0'41.065	0'41.065	238.939	0'36.888	0'36.888	251.749	0'35.275	0'35.275	256.533
7 ^a - 2	1'14.386	0'39.569	Ramos				1'20.431	0'39.366	Cruz	1'15.560	0'38.672	Liuzzi	1'12.792	0'37.517	Noble
7 ^a - 3							2'27.088	1'06.657	PIT	2'10.132	0'54.572		2'19.593	1'06.801	PIT
8 ^a - 1							3'08.106	3'08.106	149.792	0'35.281	0'35.281	252.337			
8 ^a - 2							3'46.904	0'38.798	Cruz	1'12.913	0'37.632	Liuzzi			
8 ^a - 3							4'40.469	0'53.565		2'05.845	0'52.932				
9 ^a - 1							0'34.925	0'34.925	251.163	0'34.904	0'34.904	252.337			
9 ^a - 2							1'12.296	0'37.371	Cruz	1'12.444	0'37.540	Liuzzi			
9 ^a - 3							2'04.847	0'52.551		2'05.285	0'52.841				
10 ^a - 1							0'36.227	0'36.227	252.928	0'41.030	0'41.030	252.928			
10 ^a - 2							1'16.591	0'40.364	Cruz	1'28.354	0'47.324	Liuzzi			
10 ^a - 3							2'22.407	1'05.816	PIT	2'27.233	0'58.879				
11 ^a - 1										0'35.028	0'35.028	252.928			
11 ^a - 2										1'12.725	0'37.697	Liuzzi			
11 ^a - 3										2'05.611	0'52.886				
12 ^a - 1										0'41.298	0'41.298	182.125			
12 ^a - 2										1'24.753	0'43.455	Liuzzi			
12 ^a - 3															

Ideal Lap	
0'34.543	0'34.543
1'11.863	0'37.320
2'04.170	0'52.307

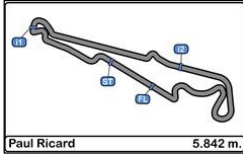
Ideal Lap	
0'34.865	0'34.865
1'11.913	0'37.048
2'04.040	0'52.127

Ideal Lap	
0'34.925	0'34.925
1'12.296	0'37.371
2'04.741	0'52.445

Ideal Lap	
0'34.904	0'34.904
1'12.444	0'37.540
2'05.285	0'52.841

Ideal Lap	
0'35.076	0'35.076
1'12.430	0'37.354
2'05.865	0'53.435

Ideal Best Lap	
0'34.458	0'34.458
1'09.809	0'35.351
2'01.936	0'52.127



Circuit Paul Ricard
International GT Open
Qualifying 1

LAP ANALYSIS

04/06/2016

Number	13			15			17			22			27		
	Lap Time	Partial	Speed	Lap Time	Partial	Speed	Lap Time	Partial	Speed	Lap Time	Partial	Speed	Lap Time	Partial	Speed
1 ^a - 1	0'38.362	0'38.362	244.344	0'36.748	0'36.748	248.276	0'38.125	0'38.125	247.707	0'36.215	0'36.215	252.928	0'36.204	0'36.204	230.278
1 ^a - 2	1'18.409	0'40.047	Dhillon	1'15.710	0'38.962	Barreiros	1'18.812	0'40.687		1'14.659	0'38.444	Balfe	1'13.736	0'37.532	Crestani
1 ^a - 3	2'16.282	0'57.873		2'11.905	0'56.195		2'16.649	0'57.837		2'22.242	1'07.583	PIT	2'07.045	0'53.309	
2 ^a - 1	0'37.582	0'37.582	246.576	0'36.508	0'36.508	248.276	0'37.579	0'37.579	250.581	0'54.001	0'54.001	149.792	0'34.941	0'34.941	248.276
2 ^a - 2	1'16.924	0'39.342	Dhillon	1'14.958	0'38.450	Barreiros	1'17.701	0'40.122		1'43.083	0'49.082	Balfe	1'12.314	0'37.373	Crestani
2 ^a - 3	2'14.150	0'57.226		2'09.119	0'54.161		2'23.994	1'06.293	PIT	2'44.863	1'01.780		2'05.331	0'53.017	
3 ^a - 1	0'37.942	0'37.942	247.140	0'36.396	0'36.396	247.707	3'49.538	3'49.538	138.108	0'36.251	0'36.251	251.749	0'37.217	0'37.217	219.960
3 ^a - 2	1'18.924	0'40.982	Dhillon	1'14.837	0'38.441	Barreiros	4'33.431	0'43.893		1'14.684	0'38.433	Balfe	1'18.305	0'41.088	Crestani
3 ^a - 3	2'30.093	1'11.169	PIT	2'09.437	0'54.600		5'29.273	0'55.842		2'08.755	0'54.071		5'13.684	3'55.379	PIT
4 ^a - 1	2'23.609	2'23.609	118.812	0'36.238	0'36.238	248.276	0'36.328	0'36.328	248.848	0'35.816	0'35.816	252.928	0'53.526	0'53.526	139.716
4 ^a - 2	3'04.811	0'41.202	Dhillon	1'14.499	0'38.261	Barreiros	1'15.147	0'38.819		1'15.140	0'39.324	Balfe	1'36.290	0'42.764	Crestani
4 ^a - 3	4'01.916	0'57.105		2'08.911	0'54.412		2'10.541	0'55.394		2'14.929	0'59.789		2'34.818	0'58.528	
5 ^a - 1	0'37.261	0'37.261	246.014	0'36.837	0'36.837	244.344	0'36.209	0'36.209	248.848	0'35.947	0'35.947	250.001	0'34.622	0'34.622	248.848
5 ^a - 2	1'16.134	0'38.873	Dhillon	1'16.985	0'40.148	Barreiros	1'14.731	0'38.522		1'14.421	0'38.474	Balfe	1'11.760	0'37.138	Crestani
5 ^a - 3	2'12.076	0'55.942		3'02.956	1'45.971	PIT	2'09.313	0'54.582		2'08.304	0'53.883		2'03.906	0'52.146	
6 ^a - 1	0'36.864	0'36.864	246.014	0'54.525	0'54.525	152.328	0'36.409	0'36.409	249.423	0'35.589	0'35.589	252.337	0'34.471	0'34.471	248.276
6 ^a - 2	1'15.720	0'38.856	Dhillon	1'39.065	0'44.540	Barreiros	1'15.033	0'38.624		1'13.652	0'38.063	Balfe	1'11.533	0'37.062	Crestani
6 ^a - 3	2'12.158	0'56.438		2'35.893	0'56.828		2'10.694	0'55.661		2'07.522	0'53.870		2'03.887	0'52.354	
7 ^a - 1	0'36.922	0'36.922	247.140	0'36.221	0'36.221	248.848	0'36.304	0'36.304	249.423	0'38.228	0'38.228	249.423	0'42.400	0'42.400	188.812
7 ^a - 2	1'15.639	0'38.717	Dhillon	1'14.252	0'38.031	Barreiros	1'14.522	0'38.218		1'17.444	0'39.216	Balfe	1'30.924	0'48.524	Crestani
7 ^a - 3	2'11.915	0'56.276		2'08.539	0'54.287		2'09.451	0'54.929		2'26.216	1'08.772	PIT	2'28.864	0'57.940	
8 ^a - 1	0'37.075	0'37.075	247.140	0'36.588	0'36.588	247.707	0'36.422	0'36.422	250.000	1'24.265	1'24.265	123.712	0'34.823	0'34.823	247.707
8 ^a - 2	1'15.810	0'38.735	Dhillon	1'14.772	0'38.184	Barreiros	1'21.891	0'45.469		2'02.866	0'38.601	Balfe	1'27.187	0'52.364	Crestani
8 ^a - 3	2'11.686	0'55.876		2'08.920	0'54.148		2'35.231	1'13.340		2'57.868	0'55.002				
9 ^a - 1	0'36.689	0'36.689	246.576	0'36.165	0'36.165	248.276	0'36.630	0'36.630	250.000	0'35.689	0'35.689	251.749			
9 ^a - 2	1'15.185	0'38.496	Dhillon	1'14.538	0'38.373	Barreiros	1'13.698	0'37.068		1'13.646	0'37.957	Balfe			
9 ^a - 3	2'11.191	0'56.006		2'08.511	0'53.973		2'20.619	1'06.921		2'07.517	0'53.871				
10 ^a - 1	0'36.470	0'36.470	247.707	0'36.367	0'36.367	247.707	0'36.289	0'36.289	249.423	0'35.317	0'35.317	251.749			
10 ^a - 2	1'14.878	0'38.408	Dhillon	1'14.838	0'38.471	Barreiros	1'14.841	0'38.552		1'13.162	0'37.845	Balfe			
10 ^a - 3	2'10.106	0'55.228					2'34.842	1'20.001	PIT	2'07.005	0'53.843				
11 ^a - 1	0'39.137	0'39.137	247.707							0'35.614	0'35.614	252.337			
11 ^a - 2	1'19.520	0'40.383	Dhillon							1'17.795	0'42.181	Balfe			
11 ^a - 3	2'28.590	1'09.070	PIT							2'14.651	0'56.856				
12 ^a - 1										0'35.593	0'35.593	251.163			
12 ^a - 2										1'13.750	0'38.157	Balfe			
12 ^a - 3										2'25.155	1'11.405	PIT			

Ideal Lap	
0'36.470	0'36.470
1'14.878	0'38.408
2'10.106	0'55.228

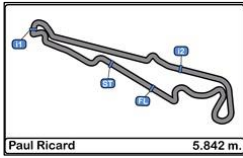
Ideal Lap	
0'36.165	0'36.165
1'14.196	0'38.031
2'08.169	0'53.973

Ideal Lap	
0'36.209	0'36.209
1'13.277	0'37.068
2'07.859	0'54.582

Ideal Lap	
0'35.317	0'35.317
1'13.162	0'37.845
2'07.005	0'53.843

Ideal Lap	
0'34.471	0'34.471
1'11.533	0'37.062
2'03.679	0'52.146

Ideal Best Lap	
0'34.458	0'34.458
1'09.809	0'35.351
2'01.936	0'52.127



Circuit Paul Ricard
International GT Open
Qualifying 1

LAP ANALYSIS

04/06/2016

Number	34			51			59			64			88		
	Lap Time	Partial	Speed	Lap Time	Partial	Speed	Lap Time	Partial	Speed	Lap Time	Partial	Speed	Lap Time	Partial	Speed
1 ^a - 1	0'36.154	0'36.154	249.423	0'36.338	0'36.338	254.717	0'35.758	0'35.758	250.581	0'36.709	0'36.709	250.581	0'34.570	0'34.570	250.001
1 ^a - 2	1'14.558	0'38.404	Yoluc	1'13.864	0'37.526	Perazzini	1'13.602	0'37.844	Benham	1'14.904	0'38.195	Busnelli	1'11.527	0'36.957	Ledogar
1 ^a - 3	2'09.126	0'54.568		2'08.922	0'55.058		2'07.195	0'53.593		2'10.476	0'55.572		2'03.678	0'52.151	
2 ^a - 1	0'36.049	0'36.049	250.001	0'35.888	0'35.888	255.320	0'35.374	0'35.374	251.163	0'36.006	0'36.006	249.423	0'34.458	0'34.458	250.001
2 ^a - 2	1'13.956	0'37.907	Yoluc	1'14.234	0'38.346	Perazzini	1'12.682	0'37.308	Benham	1'14.871	0'38.865	Busnelli	1'11.449	0'36.991	Ledogar
2 ^a - 3	2'08.084	0'54.128		2'08.187	0'53.953		3'28.830	2'16.148	PIT	2'09.530	0'54.659		2'03.602	0'52.153	
3 ^a - 1	0'35.720	0'35.720	250.001	0'35.667	0'35.667	255.925	8'25.158	8'25.158	147.541	0'35.644	0'35.644	251.749	0'34.462	0'34.462	250.001
3 ^a - 2	1'13.627	0'37.907	Yoluc	1'13.271	0'37.604	Perazzini	9'03.658	0'38.500	Benham	1'13.187	0'37.543	Busnelli	1'11.463	0'37.001	Ledogar
3 ^a - 3	2'17.264	1'03.637	PIT	2'06.941	0'53.670		9'58.391	0'54.733		2'07.715	0'54.528		2'12.364	1'00.901	PIT
4 ^a - 1	1'41.210	1'41.210		0'36.583	0'36.583	256.533	0'35.283	0'35.283	251.163	0'35.296	0'35.296	251.749			
4 ^a - 2	2'16.561	0'35.351	Yoluc	1'14.974	0'38.391	Perazzini	1'12.958	0'37.675	Benham	1'11.435	0'36.139	Busnelli			
4 ^a - 3	3'12.080	0'55.519		2'19.235	1'04.261	PIT	2'06.968	0'54.010		2'11.523	1'00.088				
5 ^a - 1	0'35.873	0'35.873	249.423	2'03.139	2'03.139	151.899	0'41.693	0'41.693	204.934	0'35.733	0'35.733	251.163			
5 ^a - 2	1'13.608	0'37.735	Yoluc	2'41.148	0'38.009	Perazzini	1'27.602	0'45.909	Benham	1'13.359	0'37.626	Busnelli			
5 ^a - 3	2'07.521	0'53.913		3'35.162	0'54.014		2'22.622	0'55.020		2'07.234	0'53.875				
6 ^a - 1	0'35.583	0'35.583	250.581	0'35.480	0'35.480	256.533	0'35.402	0'35.402	251.163	0'35.663	0'35.663	252.928			
6 ^a - 2	1'13.039	0'37.456	Yoluc	1'18.050	0'42.570	Perazzini	1'13.035	0'37.633	Benham	1'13.484	0'37.821	Busnelli			
6 ^a - 3	2'06.496	0'53.457		2'13.975	0'55.925		2'19.105	1'06.070	PIT	3'46.131	2'32.647	PIT			
7 ^a - 1	0'35.470	0'35.470	251.163	0'35.314	0'35.314	256.533				1'08.726	1'08.726	153.410			
7 ^a - 2	1'12.954	0'37.484	Yoluc	1'12.760	0'37.446	Perazzini				1'48.407	0'39.681	Busnelli			
7 ^a - 3	2'06.442	0'53.488		2'06.005	0'53.245					2'43.345	0'54.938				
8 ^a - 1	0'35.497	0'35.497	251.163	0'37.651	0'37.651	257.143				0'35.580	0'35.580	250.581			
8 ^a - 2	1'22.139	0'46.642	Yoluc	1'16.944	0'39.293	Perazzini				1'13.591	0'38.011	Busnelli			
8 ^a - 3	2'34.308	1'12.169	PIT	2'10.764	0'53.820					2'07.351	0'53.760				
9 ^a - 1				0'36.265	0'36.265	255.925				0'35.177	0'35.177	251.749			
9 ^a - 2				1'14.868	0'38.603	Perazzini				1'23.110	0'47.933	Busnelli			
9 ^a - 3				2'18.230	1'03.362	PIT				2'16.937	0'53.827				
10 ^a - 1										0'35.236	0'35.236	251.163			
10 ^a - 2										1'12.693	0'37.457	Busnelli			
10 ^a - 3										2'06.657	0'53.964				
11 ^a - 1										0'35.263	0'35.263	252.337			
11 ^a - 2										1'13.109	0'37.846	Busnelli			
11 ^a - 3															
12 ^a - 1															
12 ^a - 2															
12 ^a - 3															

Ideal Lap	
0'35.470	0'35.470
1'10.821	0'35.351
2'04.278	0'53.457

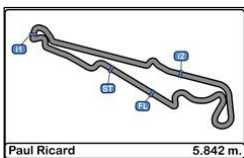
Ideal Lap	
0'35.314	0'35.314
1'12.760	0'37.446
2'06.005	0'53.245

Ideal Lap	
0'35.283	0'35.283
1'12.591	0'37.308
2'06.184	0'53.593

Ideal Lap	
0'35.177	0'35.177
1'11.316	0'36.139
2'05.076	0'53.760

Ideal Lap	
0'34.458	0'34.458
1'11.415	0'36.957
2'03.566	0'52.151

Ideal Best Lap	
0'34.458	0'34.458
1'09.809	0'35.351
2'01.936	0'52.127



Circuit Paul Ricard
International GT Open
Qualifying 1

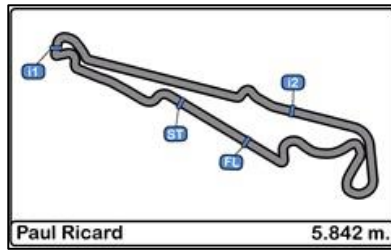
LAP ANALYSIS

04/06/2016

Number	99		
Lap	Lap Time	Partial	Speed
1ª - 1	0'36.757	0'36.757	247.140
1ª - 2	1'15.704	0'38.947	Coimbra
1ª - 3	2'10.426	0'54.722	
2ª - 1	0'36.354	0'36.354	246.014
2ª - 2	1'14.629	0'38.275	Coimbra
2ª - 3	2'09.071	0'54.442	
3ª - 1	0'36.085	0'36.085	247.140
3ª - 2	1'14.383	0'38.298	Coimbra
3ª - 3	2'08.812	0'54.429	
4ª - 1	0'36.609	0'36.609	247.140
4ª - 2	1'21.507	0'44.898	Coimbra
4ª - 3	5'53.615	4'32.108	PIT
5ª - 1	0'58.232	0'58.232	152.328
5ª - 2	1'37.201	0'38.969	Coimbra
5ª - 3	2'33.386	0'56.185	
6ª - 1	0'36.378	0'36.378	246.576
6ª - 2	1'14.525	0'38.147	Coimbra
6ª - 3	2'08.400	0'53.875	
7ª - 1	0'36.022	0'36.022	246.576
7ª - 2	1'13.811	0'37.789	Coimbra
7ª - 3	2'07.472	0'53.661	
8ª - 1	0'35.675	0'35.675	248.276
8ª - 2	1'13.467	0'37.792	Coimbra
8ª - 3	2'06.910	0'53.443	
9ª - 1	0'38.324	0'38.324	247.707
9ª - 2	1'21.902	0'43.578	Coimbra
9ª - 3			
10ª - 1			
10ª - 2			
10ª - 3			
11ª - 1			
11ª - 2			
11ª - 3			
12ª - 1			
12ª - 2			
12ª - 3			

Ideal Lap	
0'35.675	0'35.675
1'13.464	0'37.789
2'06.907	0'53.443

Ideal Best Lap	
0'34.458	0'34.458
1'09.809	0'35.351
2'01.936	0'52.127

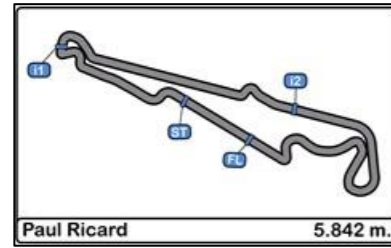


Circuit Paul Ricard International GT Open Qualifying 1

Best Sectors Results

04/06/2016

Sector - 1			Sector - 2			Sector - 3			Ideal Lap vs Best Lap			
Ord.	Nº Driver	Time	Nº Driver	Time	Nº Driver	Time	Ord.	Nº Driver	Ideal Lap	Best Lap	Ord.	
1	88 Côme Ledogar	34.458	34 Salih Yoluc	35.351	2 Gustavo Yacaman	52.127	1	88 Côme Ledogar	2'03.566	2'03.602	1	
2	27 Fabrizio Crestani	34.471	64 Emanuele Busnelli	36.139	27 Fabrizio Crestani	52.146	2	27 Fabrizio Crestani	2'03.679	2'03.887	2	
3	1 Miguel Ramos	34.543	88 Côme Ledogar	36.957	88 Côme Ledogar	52.151	3	2 Gustavo Yacaman	2'04.040	2'04.283	3	
4	2 Gustavo Yacaman	34.865	2 Gustavo Yacaman	37.048	1 Miguel Ramos	52.307	4	1 Miguel Ramos	2'04.170	2'04.518	4	
5	7 Vitantonio Liuzzi	34.904	27 Fabrizio Crestani	37.062	5 Juan Cruz Alvarez	52.445	5	34 Salih Yoluc	2'04.278	2'06.442	9	
6	5 Juan Cruz Alvarez	34.925	17 Davide Roda	37.068	7 Vitantonio Liuzzi	52.841	6	5 Juan Cruz Alvarez	2'04.741	2'04.847	5	
7	10 Colin Noble	35.076	59 Michael Benham	37.308	51 Piergiuseppe Perazzini	53.245	7	64 Emanuele Busnelli	2'05.076	2'06.657	10	
8	64 Emanuele Busnelli	35.177	1 Miguel Ramos	37.320	10 Colin Noble	53.435	8	7 Vitantonio Liuzzi	2'05.285	2'05.285	6	
9	59 Michael Benham	35.283	10 Colin Noble	37.354	99 Antonio Coimbra	53.443	9	10 Colin Noble	2'05.865	2'06.231	8	
10	51 Piergiuseppe Perazzini	35.314	5 Juan Cruz Alvarez	37.371	34 Salih Yoluc	53.457	10	51 Piergiuseppe Perazzini	2'06.005	2'06.005	7	
11	22 Shaun Balfe	35.317	51 Piergiuseppe Perazzini	37.446	59 Michael Benham	53.593	11	59 Michael Benham	2'06.184	2'06.968	12	
12	34 Salih Yoluc	35.470	7 Vitantonio Liuzzi	37.540	64 Emanuele Busnelli	53.760	12	99 Antonio Coimbra	2'06.907	2'06.910	11	
13	99 Antonio Coimbra	35.675	99 Antonio Coimbra	37.789	22 Shaun Balfe	53.843	13	22 Shaun Balfe	2'07.005	2'07.005	13	
14	15 Filipe Barreiros	36.165	22 Shaun Balfe	37.845	15 Filipe Barreiros	53.973	14	17 Davide Roda	2'07.859	2'09.313	15	
15	17 Davide Roda	36.209	15 Filipe Barreiros	38.031	17 Davide Roda	54.582	15	15 Filipe Barreiros	2'08.169	2'08.511	14	
16	13 John Dhillon	36.470	13 John Dhillon	38.408	13 John Dhillon	55.228	16	13 John Dhillon	2'10.106	2'10.106	16	



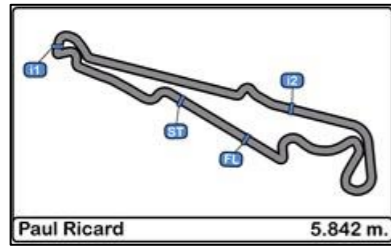
Circuit Paul Ricard
International GT Open
Qualifying 1

BEST TOP SPEEDS

04/06/2016

Ord.	Nº	Entrant / Team	Nat.	Driver	Nat.	St.	Driver 2	Nat.	St.	Vehicle	Cat.	Cla.	Top 1		Top 2		Top 3		Top 4		Top 5		Avg.
													Km/h	Lap	Km/h	Lap	Km/h	Lap	Km/h	Lap	Km/h	Lap	
1	10	James Abbott / Radical Works Team	GBR	James Abbott	GBR	Silver	Colin Noble	GBR	Bronze	Radical RXC Turbo GT3	GP	1º	257.143	7	256.532	3	256.532	8	255.924	4	254.717	2	256.170
2	51	AF Corse	ITA	Piergiuseppe Perazzini	ITA	Bronze	Marco Cioci	ITA	Gold	Ferrari 488 GT3	GP	2º	257.143	9	256.532	5	256.532	7	256.532	8	255.924	4	256.533
3	7	FFF Racing Team by ACM	CHN	Andrea Caldarelli	ITA	Gold	Vitantonio Liuzzi	ITA	Platinum	Lamborghini Huracan GT3	GP	3º	252.928	12	252.927	5	252.927	11	252.336	2	252.336	9	252.691
4	5	Drivex School	ESP	Juan Cruz Alvarez	ARG	Silver	Miguel A. de Castro	ESP	Silver	Audi R8 LMS Ultra	GP	4º	252.927	11	252.336	2	252.336	4	251.748	3	251.748	7	252.219
5	22	Shaun Balfe / Balfe Motorsport	GBR	Shaun Balfe	GBR	Bronze	Phil Keen	GBR	Silver	Ferrari 458 Italia GT3	GP	5º	252.927	2	252.927	5	252.336	7	252.336	12	251.748	4	252.455
6	64	Ebimotors	ITA	Emanuele Busnelli	ITA	Bronze	Fabio Babini	ITA	Platinum	Lamborghini Huracan GT3	GP	6º	252.927	7	252.336	12	251.748	4	251.748	5	251.748	10	252.102
7	2	RACE / BMW Team Teo Martin	ESP	Gustavo Yacaman	COL	Gold	Fernando Monje	ESP	Silver	BMW M6 GT3	GP	7º	251.748	2	251.748	3	251.163	5	250.000	6	244.898	7	249.911
8	34	TF Sport	GBR	Salih Yoluc	TUR	Bronze	Euan Hankey	GBR	Silver	Aston Martin Vantage	GP	8º	251.163	8	251.163	9	250.580	7	250.000	3	250.000	4	250.581
9	59	Garage 59	GBR	Michael Benham	GBR	Bronze	Duncan Tappy	GBR	Gold	McLaren 650 S GT3	GP	9º	251.163	3	251.163	5	251.163	7	250.580	2	204.934	6	241.800
10	17	Petri Corse	ITA	Davide Roda	ITA	Bronze				Lamborghini Huracan ST	GA	1º	250.580	3	250.000	9	250.000	10	249.423	7	249.423	11	249.885
11	1	RACE / BMW Team Teo Martin	ESP	Miguel Ramos	PRT	Silver	Roldan Rodriguez	ESP	Silver	BMW M6 GT3	GP	10º	250.000	2	250.000	3	250.000	4	248.848	7	248.276	6	249.425
12	88	Garage 59	GBR	Alexander West	SWE	Bronze	Côme Ledogar	FRA	Gold	McLaren 650 S GT3	GP	11º	250.000	2	250.000	3	250.000	4	127.059	1			219.265
13	15	V8 Racing	NLD	Max Braams	NLD	Bronze	Filipe Barreiros	PRT	Bronze	Renault RS01 GT3	GA	2º	248.848	8	248.276	2	248.276	3	248.276	5	248.276	10	248.390
14	27	Orange 1 T. Lazarus	ITA	Thomas Biagi	ITA	Gold	Fabrizio Crestani	ITA	Silver	Lamborghini Huracan GT3	GP	12º	248.848	6	248.276	7	248.276	3	247.706	9	230.277	2	244.677
15	99	Sports and You	PRT	Antonio Coimbra	PRT	Bronze	Luis Silva	PRT	Bronze	Mercedes AMG GT3	GA	3º	248.276	9	247.706	10	247.140	2	247.140	4	247.140	5	247.480
16	13	AF Corse	ITA	John Dhillon	GBR	Bronze	Stéphane Lémeret	BEL	Bronze	Ferrari 458 Italia GT3	GA	4º	247.706	11	247.706	12	247.140	8	247.140	4	247.140	9	247.366



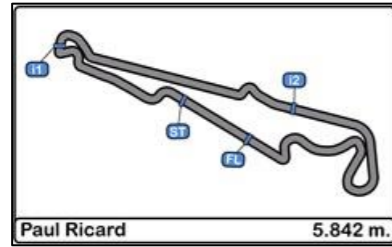


Circuit Paul Ricard
International GT Open
Qualifying 1

FASTEST LAP SEQUENCE

04/06/2016

<u>Time of Day</u>	<u>Session Time</u>	<u>Nº</u>	<u>Entrant / Team</u>	<u>Nat.</u>	<u>Driver</u>	<u>Nat.</u>	<u>St.</u>	<u>Driver_2</u>	<u>Nat.</u>	<u>St.</u>	<u>Vehicle</u>	<u>Cat.</u>	<u>Time</u>	<u>Km/h</u>	<u>Lap</u>
11:09'33.714	4'26.531	34	TF Sport	GBR	Salih Yoluc	TUR	Bronze	Euan Hankey	GBR	Silver	Aston Martin Vantage	GP	2'09.126	162.873	2
11:09'38.966	4'31.846	1	RACE / BMW Team Teo Martin	ESP	Miguel Ramos	PRT	Silver	Roldan Rodriguez	ESP	Silver	BMW M6 GT3	GP	2'05.263	167.896	2
11:09'49.440	4'42.301	2	RACE / BMW Team Teo Martin	ESP	Gustavo Yacaman	COL	Gold	Fernando Monje	ESP	Silver	BMW M6 GT3	GP	2'04.283	169.220	2
11:11'08.349	6'01.251	88	Garage 59	GBR	Alexander West	SWE	Bronze	Côme Ledogar	FRA	Gold	McLaren 650 S GT3	GP	2'03.678	170.048	2
11:13'11.994	8'04.853	88	Garage 59	GBR	Alexander West	SWE	Bronze	Côme Ledogar	FRA	Gold	McLaren 650 S GT3	GP	2'03.602	170.153	3



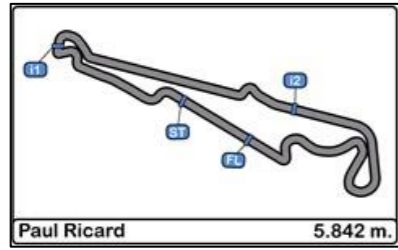
Circuit Paul Ricard
International GT Open
Qualifying 1

EVENT MAXIMUM SPEED

04/06/2016

Ord.	Nº	Entrant / Team	Nat.	Driver	Nat.	St.	Driver 2	Nat.	St.	Vehicle	Cat.	Cla.	Km/h	Lap	Session
1	51	AF Corse	ITA	Piergiuseppe Perazzini	ITA	Bronze	Marco Cioci	ITA	Gold	Ferrari 488 GT3	GP	1º	259.616	8	Free Practice 1
2	10	James Abbott / Radical Works Team	GBR	James Abbott	GBR	Silver	Colin Noble	GBR	Bronze	Radical RXC Turbo GT3	GP	2º	257.143	7	Qualifying 1
3	5	Drivex School	ESP	Juan Cruz Alvarez	ARG	Silver	Miguel A. de Castro	ESP	Silver	Audi R8 LMS Ultra	GP	3º	252.928	11	Qualifying 1
4	7	FFF Racing Team by ACM	CHN	Andrea Caldarelli	ITA	Gold	Vitantonio Liuzzi	ITA	Platinum	Lamborghini Huracan GT3	GP	4º	252.928	12	Qualifying 1
5	22	Shaun Balfe / Balfe Motorsport	GBR	Shaun Balfe	GBR	Bronze	Phil Keen	GBR	Silver	Ferrari 458 Italia GT3	GP	5º	252.928	2	Qualifying 1
6	64	Ebimotors	ITA	Emanuele Busnelli	ITA	Bronze	Fabio Babini	ITA	Platinum	Lamborghini Huracan GT3	GP	6º	252.928	7	Qualifying 1
7	34	TF Sport	GBR	Salih Yoluc	TUR	Bronze	Euan Hankey	GBR	Silver	Aston Martin Vantage	GP	7º	252.337	12	Free Practice 2
8	2	RACE / BMW Team Teo Martin	ESP	Gustavo Yacaman	COL	Gold	Fernando Monje	ESP	Silver	BMW M6 GT3	GP	8º	251.749	2	Qualifying 1
9	88	Garage 59	GBR	Alexander West	SWE	Bronze	Côme Ledogar	FRA	Gold	McLaren 650 S GT3	GP	9º	251.749	5	Free Practice 2
10	1	RACE / BMW Team Teo Martin	ESP	Miguel Ramos	PRT	Silver	Roldan Rodriguez	ESP	Silver	BMW M6 GT3	GP	10º	251.163	4	Free Practice 2
11	59	Garage 59	GBR	Michael Benham	GBR	Bronze	Duncan Tappy	GBR	Gold	McLaren 650 S GT3	GP	11º	251.163	3	Qualifying 1
12	17	Petri Corse	ITA	Davide Roda	ITA	Bronze				Lamborghini Huracan ST	GA	1º	250.581	3	Qualifying 1
13	27	Orange 1 T. Lazarus	ITA	Thomas Biagi	ITA	Gold	Fabrizio Crestani	ITA	Silver	Lamborghini Huracan GT3	GP	12º	250.001	3	Free Practice 1
14	8	TF Sport	GBR	Euan Hankey	GBR	Silver				Aston Martin Vantage	GP	13º	248.848	3	Free Practice 1
15	15	V8 Racing	NLD	Max Braams	NLD	Bronze	Filipe Barreiros	PRT	Bronze	Renault RS01 GT3	GA	2º	248.848	8	Qualifying 1
16	99	Sports and You	PRT	Antonio Coimbra	PRT	Bronze	Luis Silva	PRT	Bronze	Mercedes AMG GT3	GA	3º	248.848	10	Free Practice 2
17	13	AF Corse	ITA	John Dhillon	GBR	Bronze	Stéphane Lémeret	BEL	Bronze	Ferrari 458 Italia GT3	GA	4º	248.276	5	Free Practice 1

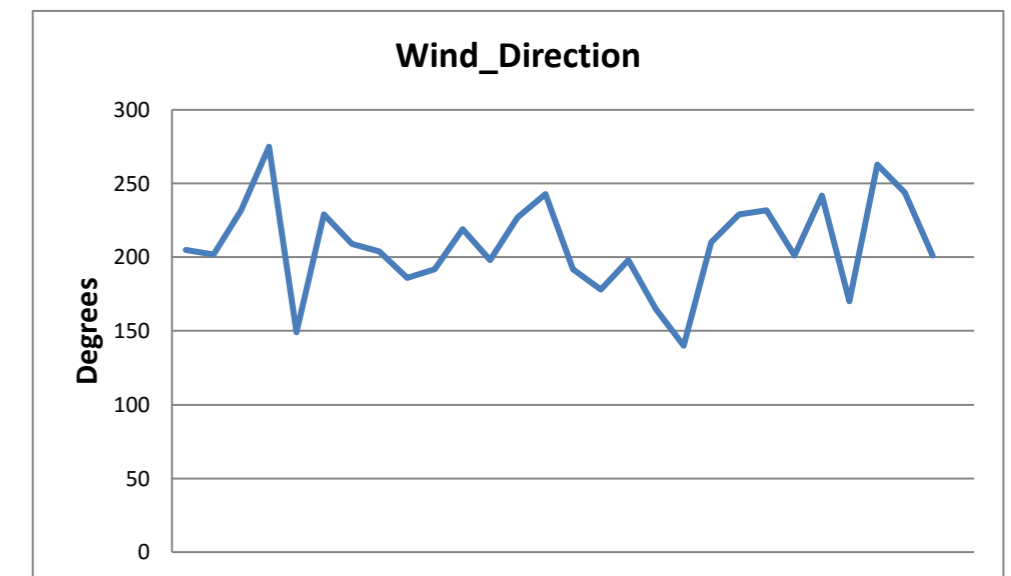
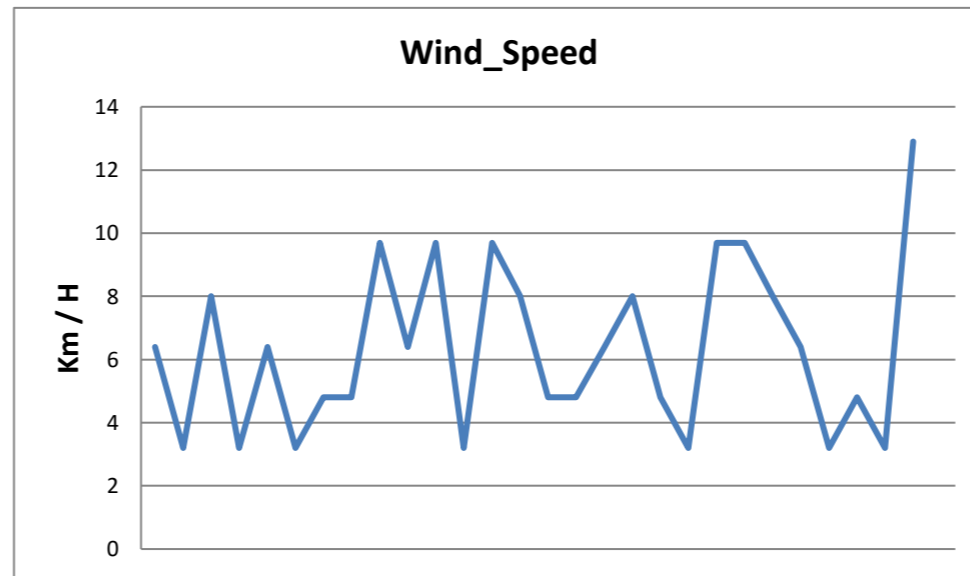
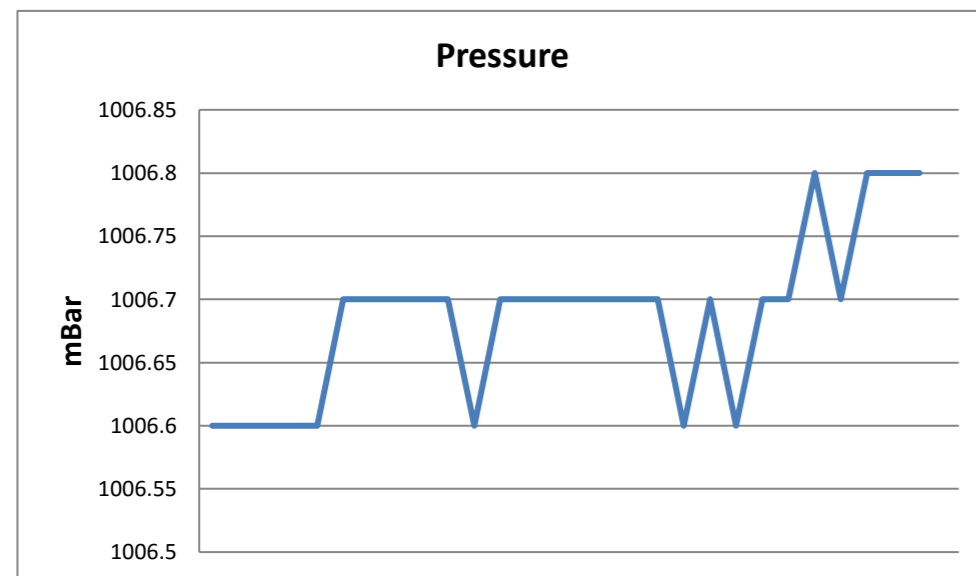
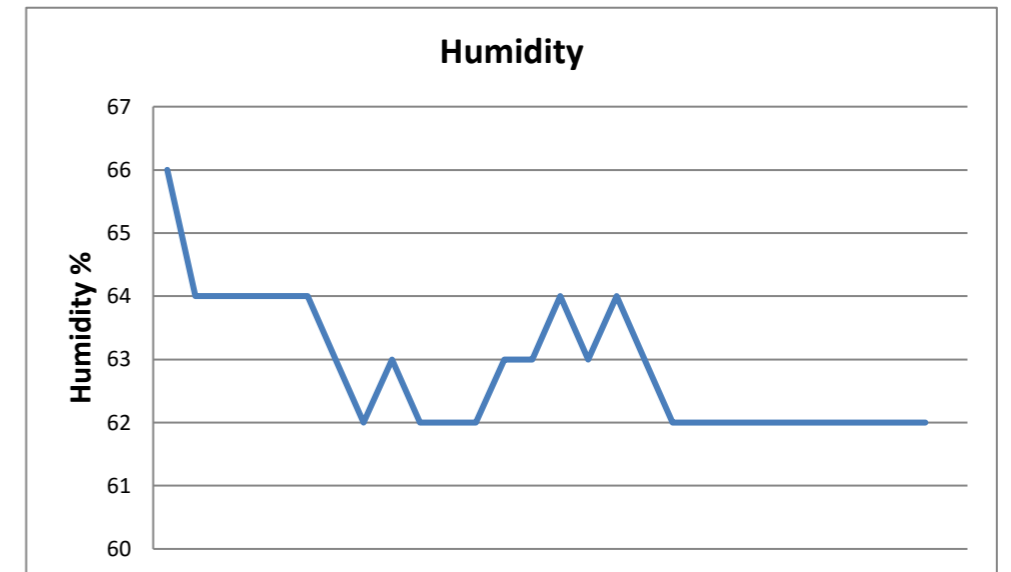
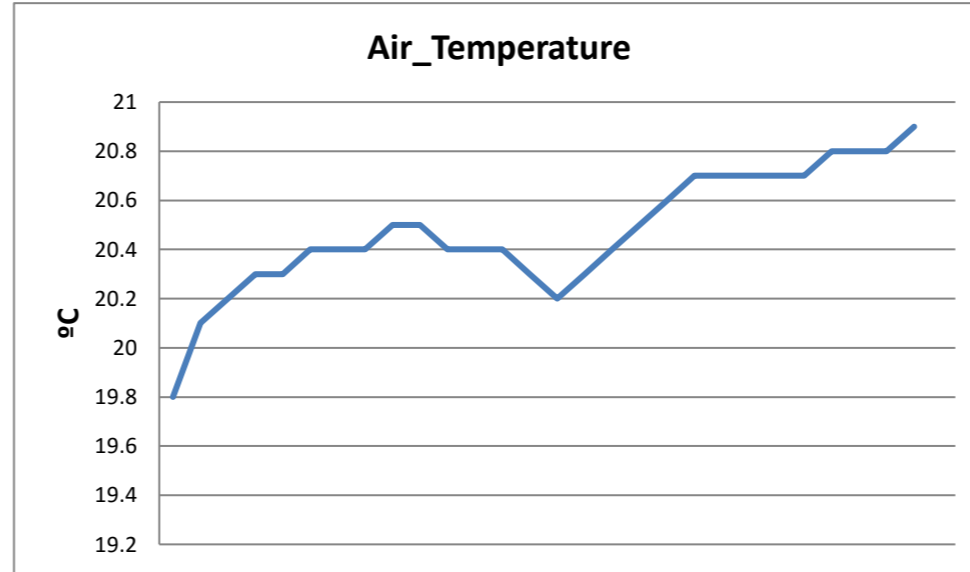
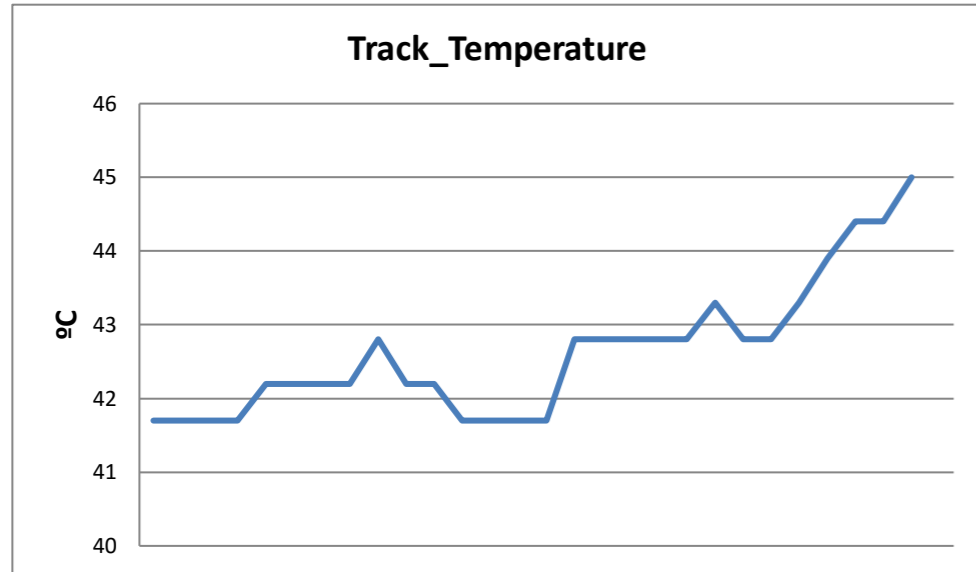


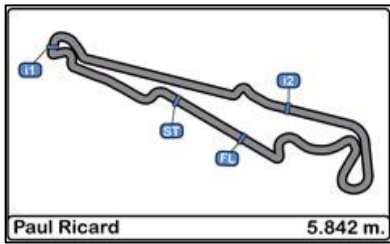


**Circuit Paul Ricard
International GT Open
Qualifying 1**

WEATHER REPORT

Track Status DRY





**Circuit Paul Ricard
International GT Open
RACE 1**

STARTING GRID

04/06/2016

Num.	Driver	Time	Row	Num.	Driver	Time
13	John Dhillon	2'10.106 8	17	Davide Roda	2'09.313
15	Filipe Barreiros	2'08.511 7	22	Shaun Balfe	2'07.005
59	Michael Benham	2'06.968 6	99	Antonio Coimbra	2'06.910
64	Emanuele Busnelli	2'06.657 5	34	Salih Yoluc	2'06.442
10	Colin Noble	2'06.231 4	51	Piergiuseppe Perazzini	2'06.005
7	Vitantonio Liuzzi	2'05.285 3	5	Juan Cruz Alvarez	2'04.847
1	Miguel Ramos	2'04.518 2	2	Gustavo Yacaman	2'04.283
27	Fabrizio Crestani	2'03.887 1	88	Côme Ledogar	2'03.602



Published at:.....

Stewards:	Race Director:	Timekeeper:
-----------	----------------	-----------------