




RENAULT SPORT

FORMULA
RENAULT 2.0
ALPS



SPA EURO RACE 2015
FORMULA RENAULT 2.0 ALPS
RACE 1 (25' +1 lap)

Provisional Classification

Driver	Nation ASN	Team	Laps	Total Time	Gap	Kph	Best Lap		
							Lap	Time	Kph
1 2 JAKE HUGHES	GBR	KOIRANEN GP	10	23:13.776	-	180.9	6	2:18.777	181.7
2 35 MATEVOS ISAAKYAN	RUS	JD MOTORSPORT	10	23:15.492	+1.716	180.7	3	2:18.901	181.5
3 36 THIAGO VIVACQUA	BRA	JD MOTORSPORT	10	23:16.661	+2.885	180.5	8	2:18.929	181.5
4 3 JACK AITKEN	GBR	KOIRANEN GP	10	23:22.187	+8.411	179.8	3	2:19.055	181.3
5 6 STEFAN RIENER	AUT	KOIRANEN GP	10	23:23.389	+9.613	179.7	8	2:19.416	180.9
6 10 DANYLO PRONENKO	UKR	BVM RACING	10	23:24.631	+10.855	179.5	6	2:19.635	180.6
7 4 PHILIP HAMPRECHT	GER	KOIRANEN GP	10	23:25.504	+11.728	179.4	9	2:19.668	180.5
8 82 TRAVIS JORDAN FISCHER	USA	CRAM MOTORSPORT	10	23:36.758	+22.982	178.0	4	2:20.135	179.9
9 5 BRUNO BAPTISTA	BRA	KOIRANEN GP	10	23:37.224	+23.448	177.9	5	2:20.208	179.8
10 8 DENIS BULATOV	RUS	GSK GRAND PRIX	10	23:38.095	+24.319	177.8	5	2:20.330	179.7
11 26 JAMES ALLEN	AUS	ARTA ENGINEERING	10	23:41.187	+27.411	177.4	7	2:20.371	179.6
12 21 VASILY ROMANOV	RUS	CRAM MOTORSPORT	9	20:58.293	1 Lap	180.3	9	2:18.734	181.7

Not classified:

18 DANIELE CAZZANIGA	ITA	GSK GRAND PRIX		11:55.008			4	2:21.193	178.6
37 MAHAVEER RAGHUNATHA	IND	CRAM MOTORSPORT		2:53.294			0		
19 ALESSIO LORANDI	ITA	GSK GRAND PRIX							

Pole Position	J. HUGHES	2:19.510	180.7 Kph
Fastest Lap	Lap 9 VASILY ROMANOV	2:18.734	181.7 Kph
Circuit Record Lap			Kph
Circuit Best Lap			Kph

Published at:

Track Status:


DRY

Race Director:	Timekeeper:
----------------	-------------



RENAULT SPORT

FORMULA
RENAULT 2.0
ALPS



SPA EURO RACE 2015 FORMULA RENAULT 2.0 ALPS RACE 1


Lap Chart

Driver	Lap	Grid	1	2	3	4	5	6	7	8	9	10
(2) J. HUGHES	1	2	2	2	2	2	2	2	2	2	2	2
(35) M. ISAAKYAN	2	35	35	35	35	35	35	35	35	35	35	35
(3) J. AITKEN	3	3	3	3	3	3	3	3	36	36	36	36
(36) T. VIVACQUA	4	36	36	36	36	36	36	36	21	21	21	3
(21) V. ROMANOV	5	21	21	21	21	21	21	21	3	3	3	6
(6) S. RIENER	6	6	6	6	6	6	6	6	6	6	6	10
(4) P. HAMPRECHT	7	4	10	10	10	10	10	10	10	10	10	4
(10) D. PRONENKO	8	10	4	4	4	4	4	4	4	4	4	82
(5) B. BAPTISTA	9	5	5	5	5	5	5	5	82	82	5	5
(26) J. ALLEN	10	26	82	82	82	82	82	82	5	5	82	8
(8) D. BULATOV	11	8	8	18	8	8	8	8	8	8	8	26
(82) T. JORDAN FISCHER	12	82	18	8	18	18	18	26	26	26	26	
(19) A. LORANDI	13	19	26	26	26	26	26					
(18) D. CAZZANIGA	14	18	37									
(37) M. RAGHUNATHAN	15	37										



RENAULT SPORT

FORMULA
RENAULT 2.0
ALPS



SPA EURO RACE 2015 FORMULA RENAULT 2.0 ALPS RACE 1

Best Partial Times


IT Ideal Lap Time, sum of the best partial times
BT Best Lap Time

Pos	S1		S2		S3		Pos	Driver	IT	BT
	Driver	Time	Driver	Time	Driver	Time				
1	21 V.ROMANOV	40.411	2 J.HUGHES	1:01.382	21 V.ROMANOV	36.084	1	V.ROMANOV	2'18.502	2:18.734 (1)
2	36 T.VIVACQUA	40.678	6 S.RIENER	1:01.733	36 T.VIVACQUA	36.096	2	T.VIVACQUA	2'18.537	2:18.929 (4)
3	35 M.ISAAKYAN	40.751	35 M.ISAAKYAN	1:01.748	3 J.AITKEN	36.146	3	M.ISAAKYAN	2'18.670	2:18.901 (3)
4	4 P.HAMPRECHT	40.803	36 T.VIVACQUA	1:01.763	35 M.ISAAKYAN	36.171	4	J.HUGHES	2'18.760	2:18.777 (2)
5	3 J.AITKEN	40.822	3 J.AITKEN	1:01.848	10 D.PRONENKO	36.178	5	J.AITKEN	2'18.816	2:19.055 (5)
6	10 D.PRONENKO	40.926	21 V.ROMANOV	1:02.007	4 P.HAMPRECHT	36.221	6	S.RIENER	2'19.155	2:19.416 (6)
7	5 B.BAPTISTA	41.074	10 D.PRONENKO	1:02.156	6 S.RIENER	36.245	7	D.PRONENKO	2'19.260	2:19.635 (7)
8	2 J.HUGHES	41.088	26 J.ALLEN	1:02.208	2 J.HUGHES	36.290	8	P.HAMPRECHT	2'19.346	2:19.668 (8)
9	26 J.ALLEN	41.102	5 B.BAPTISTA	1:02.268	82 T.JORDAN FISCHÉ	36.409	9	B.BAPTISTA	2'19.809	2:20.208 (10)
10	8 D.BULATOV	41.134	4 P.HAMPRECHT	1:02.322	5 B.BAPTISTA	36.467	10	J.ALLEN	2'19.942	2:20.371 (12)
11	6 S.RIENER	41.177	82 T.JORDAN FISCHÉ	1:02.370	8 D.BULATOV	36.478	11	T.JORDAN FISCHER	2'19.964	2:20.135 (9)
12	82 T.JORDAN FISCHÉ	41.185	8 D.BULATOV	1:02.466	18 D.CAZZANIGA	36.540	12	D.BULATOV	2'20.078	2:20.330 (11)
13	18 D.CAZZANIGA	41.491	18 D.CAZZANIGA	1:03.015	26 J.ALLEN	36.632	13	D.CAZZANIGA	2'21.046	2:21.193 (13)



RENAULT SPORT

FORMULA
RENAULT 2.0
ALPS




SPA EURO RACE 2015
FORMULA RENAULT 2.0 ALPS
RACE 1

Fastest Laps Sequence

Practice Time	Driver	Nation	Time	Kph	Driver's Lap
4:41.384	2 JAKE HUGHES	GBR	2:19.643	180.6	2
7:00.489	2 JAKE HUGHES	GBR	2:19.105	181.3	3
7:01.306	35 MATEVOS ISAAKYAN	RUS	2:18.901	181.5	3
7:02.881	21 VASILY ROMANOV	RUS	2:18.888	181.5	3
13:57.338	2 JAKE HUGHES	GBR	2:18.777	181.7	6
20:58.293	21 VASILY ROMANOV	RUS	2:18.734	181.7	9



RENAULT SPORT



SPA EURO RACE 2015 FORMULA RENAULT 2.0 ALPS RACE 1


Analysis by Lap

Lapped

Num	Lap Time	Gap	Num	Lap Time	Gap	Num	Lap Time	Gap	Num	Lap Time	Gap	Num	Lap Time	Gap
Lap 1														
2	2:21.741		21	2:20.231	3.681	2	2:19.309							
35	2:22.250	0.509	6	2:19.647	5.260	35	2:19.107	1.716						
3	2:23.100	1.359	10	2:19.784	6.774	36	2:18.936	2.885						
36	2:23.651	1.910	4	2:19.690	7.434	3	2:19.958	8.411						
21	2:24.279	2.538	5	2:20.208	10.713	6	2:20.912	9.613						
6	2:24.883	3.142	82	2:20.172	11.238	10	2:19.726	10.855						
10	2:25.469	3.728	8	2:20.330	13.496	4	2:19.728	11.728						
4	2:25.695	3.954	18	2:21.775	16.447	82	2:21.290	22.982						
5	2:26.825	5.084	26	2:21.506	16.696	5	2:21.921	23.448						
82	2:27.288	5.547	Lap 6											
8	2:27.700	5.959	2	2:18.777		8	2:22.175	24.319						
18	2:28.170	6.429	35	2:19.761	1.787	26	2:20.449	27.411						
26	2:28.689	6.948	3	2:19.944	2.639									
37	2:53.294	31.553	36	2:19.648	2.844									
Lap 2														
2	2:19.643		21	2:18.954	3.858									
35	2:20.155	1.021	6	2:19.419	5.902									
3	2:19.685	1.401	10	2:19.635	7.632									
36	2:19.801	2.068	4	2:19.679	8.336									
21	2:19.714	2.609	5	2:21.231	13.167									
6	2:19.817	3.316	82	2:20.769	13.230									
10	2:20.373	4.458	8	2:20.710	15.429									
4	2:20.701	5.012	26	2:21.380	19.299									
5	2:21.195	6.636	Lap 7											
82	2:21.446	7.350	2	2:18.984										
18	2:21.808	8.594	35	2:19.147	1.950									
8	2:22.561	8.877	36	2:19.607	3.467									
26	2:22.094	9.399	21	2:19.345	4.219									
Lap 3														
2	2:19.105		3	2:20.743	4.398									
35	2:18.901	0.817	6	2:19.665	6.583									
3	2:19.055	1.351	10	2:20.232	8.880									
36	2:18.939	1.902	4	2:19.746	9.098									
21	2:18.888	2.392	82	2:20.652	14.898									
6	2:19.938	4.149	5	2:21.257	15.440									
10	2:19.809	5.162	8	2:20.420	16.865									
4	2:19.815	5.722	26	2:20.371	20.686									
5	2:20.802	8.333	Lap 8											
82	2:20.758	9.003	2	2:19.099										
8	2:20.881	10.653	35	2:18.926	1.777									
18	2:22.062	11.551	36	2:18.929	3.297									
26	2:21.727	12.021	21	2:19.018	4.138									
Lap 4														
2	2:18.953		3	2:20.784	6.083									
35	2:19.034	0.898	6	2:19.416	6.900									
3	2:19.080	1.478	10	2:20.035	9.816									
36	2:19.135	2.084	4	2:20.688	10.687									
21	2:19.130	2.569	82	2:22.026	17.825									
6	2:19.536	4.732	5	2:21.627	17.968									
10	2:19.900	6.109	8	2:20.794	18.560									
4	2:20.094	6.863	26	2:22.014	23.601									
5	2:20.244	9.624	Lap 9											
82	2:20.135	10.185	2	2:19.046										
8	2:20.585	12.285	35	2:19.187	1.918									
18	2:21.193	13.791	36	2:19.007	3.258									
26	2:21.241	14.309	21	2:18.734	3.826									
Lap 5														
2	2:19.119		3	2:20.725	7.762									
35	2:19.024	0.803	6	2:20.156	8.010									
3	2:19.113	1.472	10	2:19.668	10.438									
36	2:19.008	1.973	4	2:19.668	11.309									
Lap 6														
2	2:19.119		5	2:21.914	20.836									
35	2:19.024	0.803	82	2:22.222	21.001									
3	2:19.113	1.472	8	2:21.939	21.453									
36	2:19.008	1.973	26	2:21.716	26.271									
Lap 7														
2	2:19.119		Lap 10											
35	2:19.024	0.803												
3	2:19.113	1.472												
36	2:19.008	1.973												



RENAULT SPORT



SPA EURO RACE 2015 FORMULA RENAULT 2.0 ALPS RACE 1


Chronological Analysis of Performances

■ Personal Best **B** Crossing the finish line in pit lane **S2** Time from 1st intermediate to 2nd intermediate
■ Session Best **S1** Time from finish line to 1st intermedia **S3** Time from 2nd intermediate to finish line **FY** Full Yellow Flag

Lap	Lap Time	S1	S2	S3	Lap	Lap Time	S1	S2	S3
2 JAKE HUGHES GBR KOIRANEN GP					3	2:19.938	41.386	1:02.035	36.517
1	2:21.741	42.628	1:02.486	36.627	4	2:19.536	41.329	1:01.777	36.430
2	2:19.643	41.420	1:01.830	36.393	5	2:19.647	41.434	1:01.793	36.420
3	2:19.105	41.203	1:01.592	36.310	6	2:19.419	41.290	1:01.765	36.364
4	2:18.953	41.151	1:01.458	36.344	7	2:19.665	41.363	1:01.786	36.516
5	2:19.119	41.138	1:01.630	36.351	8	2:19.416	41.438	1:01.733	36.245
6	2:18.777	41.098	1:01.382	36.297	9	2:20.156	41.177	1:02.514	36.465
7	2:18.984	41.183	1:01.393	36.408	10	2:20.912	41.202	1:03.164	36.546
8	2:19.099	41.202	1:01.604	36.293	8 DENIS BULATOV RUS GSK GRAND PRIX				
9	2:19.046	41.178	1:01.578	36.290	1	2:27.700	46.008	1:04.830	36.862
10	2:19.309	41.088	1:01.896	36.325	2	2:22.561	41.355	1:04.047	37.159
3 JACK AITKEN GBR KOIRANEN GP					3	2:20.881	41.134	1:03.159	36.588
1	2:23.100	42.603	1:04.152	36.345	4	2:20.585	41.334	1:02.636	36.615
2	2:19.685	41.136	1:02.226	36.323	5	2:20.330	41.303	1:02.466	36.561
3	2:19.055	40.986	1:01.923	36.146	6	2:20.710	41.449	1:02.704	36.557
4	2:19.080	40.949	1:01.848	36.283	7	2:20.420	41.272	1:02.670	36.478
5	2:19.113	40.822	1:01.988	36.303	8	2:20.794	41.366	1:02.852	36.576
6	2:19.944	41.026	1:02.515	36.403	9	2:21.939	41.158	1:04.091	36.690
7	2:20.743	40.983	1:02.659	37.101	10	2:22.175	41.248	1:04.368	36.559
8	2:20.784	41.398	1:03.049	36.337	10 DANYLO PRONENKO UKR BVM RACING				
9	2:20.725	41.109	1:03.046	36.570	1	2:25.469	44.181	1:04.526	36.762
10	2:19.958	41.033	1:02.462	36.463	2	2:20.373	41.123	1:02.848	36.402
4 PHILIP HAMPRECHT GER KOIRANEN GP					3	2:19.809	41.022	1:02.491	36.296
1	2:25.695	45.420	1:03.586	36.689	4	2:19.900	41.083	1:02.552	36.265
2	2:20.701	41.577	1:02.573	36.551	5	2:19.784	40.985	1:02.516	36.283
3	2:19.815	41.089	1:02.388	36.338	6	2:19.635	41.015	1:02.382	36.238
4	2:20.094	40.803	1:02.902	36.389	7	2:20.232	41.015	1:02.577	36.640
5	2:19.690	40.911	1:02.411	36.368	8	2:20.035	41.077	1:02.780	36.178
6	2:19.679	40.954	1:02.416	36.309	9	2:19.668	41.190	1:02.156	36.322
7	2:19.746	40.825	1:02.501	36.420	10	2:19.726	41.043	1:02.369	36.314
8	2:20.688	40.881	1:03.586	36.221	18 DANIELE CAZZANIGA ITA GSK GRAND PRIX				
9	2:19.668	40.910	1:02.410	36.348	1	2:28.170	46.775	1:04.484	36.911
10	2:19.728	40.970	1:02.380	36.378	2	2:21.808	41.594	1:03.674	36.540
5 BRUNO BAPTISTA BRA KOIRANEN GP					3	2:22.062	41.565	1:03.728	36.769
1	2:26.825	44.925	1:05.004	36.896	4	2:21.193	41.532	1:03.015	36.646
2	2:21.195	41.459	1:03.047	36.689	5	2:21.775	41.491	1:03.498	36.786
3	2:20.802	41.519	1:02.671	36.612	21 VASILY ROMANOV RUS CRAM MOTORSPORT				
4	2:20.244	41.324	1:02.453	36.467	1	2:24.279	43.775	1:04.112	36.392
5	2:20.208	41.418	1:02.268	36.522	2	2:19.714	41.041	1:02.363	36.310
6	2:21.231	41.371	1:02.591	37.269	3	2:18.888	40.563	1:02.204	36.121
7	2:21.257	41.675	1:03.085	36.497	4	2:19.130	40.878	1:02.083	36.169
8	2:21.627	41.074	1:03.690	36.863	5	2:20.231	40.837	1:03.190	36.204
9	2:21.914	41.459	1:03.438	37.017	6	2:18.954	40.665	1:02.095	36.194
10	2:21.921	41.728	1:03.679	36.514	7	2:19.345	40.703	1:02.200	36.442
6 STEFAN RIENER AUT KOIRANEN GP					8	2:19.018	40.778	1:02.156	36.084
1	2:24.883	43.877	1:04.350	36.656	9	2:18.734	40.638	1:02.007	36.089
2	2:19.817	41.355	1:02.001	36.461					



RENAULT SPORT



SPA EURO RACE 2015
FORMULA RENAULT 2.0 ALPS
RACE 1

Chronological Analysis of Performances

■ Personal Best **B** Crossing the finish line in pit lane **S2** Time from 1st intermediate to 2nd intermediate
■ Session Best **S1** Time from finish line to 1st intermedia **S3** Time from 2nd intermediate to finish line **FY** Full Yellow Flag

Lap	Lap Time	S1	S2	S3	Lap	Lap Time	S1	S2	S3
26 JAMES ALLEN AUS									
ARTA ENGINEERING									
1	2:28.689	46.974	1:04.571	37.144					
2	2:22.094	41.654	1:03.531	36.909					
3	2:21.727	41.102	1:03.632	36.993					
4	2:21.241	41.230	1:03.243	36.768					
5	2:21.506	41.149	1:03.725	36.632					
6	2:21.380	41.377	1:03.055	36.948					
7	2:20.371	41.378	1:02.208	36.785					
8	2:22.014	41.312	1:02.267	38.435					
9	2:21.716	42.180	1:02.565	36.971					
10	2:20.449	41.341	1:02.347	36.761					
35 MATEVOS ISAAKYAN RUS									
JD MOTORSPORT									
1	2:22.250	42.729	1:03.040	36.481					
2	2:20.155	41.283	1:02.477	36.395					
3	2:18.901	40.897	1:01.833	36.171					
4	2:19.034	40.808	1:01.984	36.242					
5	2:19.024	40.998	1:01.855	36.171					
6	2:19.761	40.751	1:02.748	36.262					
7	2:19.147	40.969	1:01.984	36.194					
8	2:18.926	40.979	1:01.775	36.172					
9	2:19.187	41.076	1:01.874	36.237					
10	2:19.107	40.993	1:01.940	36.174					
36 THIAGO VIVACQUA BRA									
JD MOTORSPORT									
1	2:23.651	43.311	1:04.007	36.333					
2	2:19.801	41.004	1:02.490	36.307					
3	2:18.939	40.935	1:01.908	36.096					
4	2:19.135	40.779	1:02.214	36.142					
5	2:19.008	40.740	1:02.142	36.126					
6	2:19.648	40.678	1:02.705	36.265					
7	2:19.607	40.704	1:02.321	36.582					
8	2:18.929	41.063	1:01.763	36.103					
9	2:19.007	41.005	1:01.813	36.189					
10	2:18.936	40.939	1:01.873	36.124					
37 MAHAVEER RAGHUNATHAN IND									
CRAM MOTORSPORT									
1	2:53.294	47.606	1:09.373	56.315					
82 TRAVIS JORDAN FISCHER USA									
CRAM MOTORSPORT									
1	2:27.288	45.925	1:04.479	36.884					
2	2:21.446	41.629	1:03.171	36.646					
3	2:20.758	41.532	1:02.688	36.538					
4	2:20.135	41.347	1:02.370	36.418					
5	2:20.172	41.226	1:02.537	36.409					
6	2:20.769	41.185	1:02.665	36.919					
7	2:20.652	41.543	1:02.433	36.676					
8	2:22.026	41.588	1:03.327	37.111					
9	2:22.222	41.673	1:03.662	36.887					
10	2:21.290	41.602	1:03.026	36.662					