

Misano World Circuit 4.226 m

**Peroni Race 18 - 19 Luglio 2015**
**F. Renault 2.0 Alps - Classifica Gara 1**

Giri 17 = 71,842 km - Media 161,450 km/h - Tempo di gara 26'41.925

Num.	Conducente	Naz.	Concorrente	Scuderia	Auto	Giri	Tempo	Dist.	Rel.	Giro Veloce
1	<b>3 AITKEN</b> Jack	GBR	Koiranen GP	Koiranen GP	Renault 2.0 Alps	17	26'41.925			15 1'33.000
2	<b>35 ISAAKYAN</b> Matevos	RUS	JD Motorsport	JD Motorsport	Renault 2.0 Alps	17	26'42.297	<b>0.372</b>	<b>0.372</b>	15 1'32.992
3	<b>46 DARUVALA</b> Jehan	IND	Fortec Motorsports	Fortec Motorsports	Renault 2.0 Alps	17	26'44.947	<b>3.022</b>	<b>2.650</b>	16 1'32.945
4	<b>21 ROMANOV</b> Vasily	RUS	Cram Motorsport	Cram Motorsport	Renault 2.0 Alps	17	26'46.244	<b>4.319</b>	<b>1.297</b>	14 1'33.075
5	<b>2 HUGHES</b> Jake	GBR	Koiranen GP	Koiranen GP	Renault 2.0 Alps	17	26'48.078	<b>6.153</b>	<b>1.834</b>	17 <b>1'32.765</b>
6	<b>6 RIENER</b> Stefan	AUT	Koiranen GP	Koiranen GP	Renault 2.0 Alps	17	26'49.473	<b>7.548</b>	<b>1.395</b>	15 1'33.428
7	<b>36 VIVACQUA</b> Thiago	BRA	JD Motorsport	JD Motorsport	Renault 2.0 Alps	17	26'49.779	<b>7.854</b>	<b>0.306</b>	12 1'33.457
8	<b>18 CAZZANIGA</b> Daniele	ITA	GSK Grand Prix	GSK Grand Prix	Renault 2.0 Alps	17	26'53.819	<b>11.894</b>	<b>4.040</b>	16 1'33.424
9	<b>37 KORNEEV</b> Alexey	RUS	JD Motorsport	JD Motorsport	Renault 2.0 Alps	17	26'55.848	<b>13.923</b>	<b>2.029</b>	17 1'33.258
10	<b>10 PRONENKO</b> Danylo	RUS	BVM Racing	BVM Racing	Renault 2.0 Alps	17	27'01.936	<b>20.011</b>	<b>6.088</b>	11 1'33.984
11	<b>82 FISCHER</b> Travis Jordan	USA	Cram Motorsport	Cram Motorsport	Renault 2.0 Alps	17	27'02.447	<b>20.522</b>	<b>0.511</b>	11 1'34.200
12	<b>4 HAMPRECHT</b> Philip	GER	Koiranen GP	Koiranen GP	Renault 2.0 Alps	17	27'05.928	<b>24.003</b>	<b>3.481</b>	15 1'34.020
13	<b>8 BULATOV</b> Denis	RUS	GSK Grand Prix	GSK Grand Prix	Renault 2.0 Alps	17	27'06.266	<b>24.341</b>	<b>0.338</b>	11 1'34.154
14	<b>7 FERRER</b> Matteo	GBR	Cram Motorsport	Cram Motorsport	Renault 2.0 Alps	17	27'09.462	<b>27.537</b>	<b>3.196</b>	17 1'33.675
15	<b>5 BAPTISTA</b> Bruno	BRA	Koiranen GP	Koiranen GP	Renault 2.0 Alps	17	27'11.505	<b>29.580</b>	<b>2.043</b>	7 1'34.502
16	<b>26 ALLEN</b> James	AUS	Arta Engineering	Arta Engineering	Renault 2.0 Alps	17	27'11.662	<b>29.737</b>	<b>0.157</b>	16 1'34.234
17	<b>13 PERULLO</b> Alessandro	ITA	Perullo Alessandro	TechnoRace	Renault 2.0 Alps	17	27'13.756	<b>31.831</b>	<b>2.094</b>	10 1'34.087
18	<b>29 ISAAKYAN</b> Nerses	RUS	Koiranen GP	Koiranen GP	Renault 2.0 Alps	17	27'14.688	<b>32.763</b>	<b>0.932</b>	16 1'34.069
19	<b>33 FALCHERO</b> Julien	FRA	GSK Grand Prix	GSK Grand Prix	Renault 2.0 Alps	17	27'26.542	<b>44.617</b>	<b>11.854</b>	12 1'34.904
20	<b>39 BAIGUERA</b> Andrea	ITA	Baiguera Andrea	Brixia horse power	Renault 2.0 Alps	17	27'28.382	<b>46.457</b>	<b>1.840</b>	14 1'34.967

Partenti:: 20 Non Partiti:: 0 Ritirati:: 0 Non Classificati:: 0 Classificati:: 20 Esclusi:: 0

Giro Veloce N. 17 Num. 2 Jake Hughes Tempo 1'32.765 Media. 164,002 Km/h

Direttore di Gara : F. FONDACCI

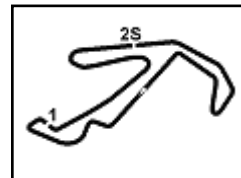
D.S.C. : S. BALDINI

19/07/2015 Inizio 09:03 Fine 09:30

Esposta alle: .....

Powered by PERUGIA TIMING





Misano World Circuit 4.226 m

**Peroni Race 18 - 19 Luglio 2015**
**F. Renault 2.0 Alps - Griglia di Partenza Gara 1**

Durata: 25' + 1 Lap

<b>33</b>	<b>FALCHERO J.</b> Renault 2.0 Alps	<b>1'35.279</b>	<b>39</b>	<b>BAIGUERA A.</b> Renault 2.0 Alps	<b>1'34.890</b>	<b>10</b>
<b>29</b>	<b>ISAAKYAN N.</b> Renault 2.0 Alps	<b>1'34.579</b>	<b>26</b>	<b>ALLEN J.</b> Renault 2.0 Alps	<b>1'34.551</b>	<b>9</b>
<b>5</b>	<b>BAPTISTA B.</b> Renault 2.0 Alps	<b>1'34.448</b>	<b>8</b>	<b>BULATOV D.</b> Renault 2.0 Alps	<b>1'34.435</b>	<b>8</b>
<b>7</b>	<b>FERRER M.</b> Renault 2.0 Alps	<b>1'34.289</b>	<b>4</b>	<b>HAMPRECHT P.</b> Renault 2.0 Alps	<b>1'34.258</b>	<b>7</b>
<b>82</b>	<b>FISCHER T.</b> Renault 2.0 Alps	<b>1'34.256</b>	<b>18</b>	<b>CAZZANIGA D.</b> Renault 2.0 Alps	<b>1'34.061</b>	<b>6</b>
<b>10</b>	<b>PRONENKO D.</b> Renault 2.0 Alps	<b>1'34.047</b>	<b>13</b>	<b>PERULLO A.</b> Renault 2.0 Alps	<b>1'33.908</b>	<b>5</b>
<b>37</b>	<b>KORNEEV A.</b> Renault 2.0 Alps	<b>1'33.839</b>	<b>2</b>	<b>HUGHES J.</b> Renault 2.0 Alps	<b>1'33.229</b>	<b>4</b>
<b>6</b>	<b>RIENER S.</b> Renault 2.0 Alps	<b>1'33.656</b>	<b>36</b>	<b>VIVACQUA T.</b> Renault 2.0 Alps	<b>1'33.482</b>	<b>3</b>
<b>21</b>	<b>ROMANOV V.</b> Renault 2.0 Alps	<b>1'33.357</b>	<b>35</b>	<b>ISAAKIAN M.</b> Renault 2.0 Alps	<b>1'33.339</b>	<b>2</b>
<b>3</b>	<b>AITKEN J.</b> Renault 2.0 Alps	<b>1'33.048</b>	<b>46</b>	<b>DARUVALA J.</b> Renault 2.0 Alps	<b>1'33.045</b>	<b>1</b>

Partenza 19/07/2015 - Ore 09.00

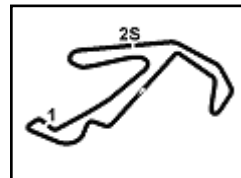
Il concorrente n°2 (Jakes Hughes) viene arretrato di n°4 posizioni con decisione n°18 del CC.SS.

Presidente Giuria .....

..... Direttore di Gara

Powered by PERUGIA TIMING

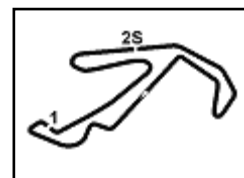




Misano World Circuit 4.226 m

**Peroni Race 18 - 19 Luglio 2015**  
**F. Renault 2.0 Alps - Contagiri Gara 1**

		Giro																	
		1	2	3	4	5	6	7	8	9	10	11	12	13	14	15	16	17	
Pos.	1	3	3	3	3	3	3	3	3	3	3	3	3	3	3	3	3	3	
	2	35	35	35	35	35	35	35	35	35	35	35	35	35	35	35	35	35	
	3	21	21	21	21	21	21	21	21	21	46	46	46	46	46	46	46	46	
	4	46	46	46	46	46	46	46	46	46	21	21	21	21	21	21	21	21	
	5	6	6	6	6	6	6	6	6	6	6	6	6	6	6	6	2	2	
	6	36	36	36	36	36	36	36	36	36	36	36	2	2	2	2	2	6	6
	7	2	2	2	2	2	2	2	2	2	2	2	36	36	36	36	36	36	36
	8	10	10	18	18	18	18	18	18	18	18	18	18	18	18	18	18	18	18
	9	18	18	10	10	10	10	10	10	10	10	10	37	37	37	37	37	37	37
	10	37	37	37	37	37	37	37	37	37	37	37	37	10	10	10	10	10	10
	11	13	13	13	13	13	13	13	13	13	13	13	13	13	82	82	82	82	82
	12	82	82	82	82	82	82	82	82	82	82	82	82	4	4	4	4	4	4
	13	5	4	4	4	4	4	4	4	4	4	4	4	8	8	8	8	8	8
	14	4	26	26	26	26	26	26	26	26	8	8	8	8	26	5	5	7	7
	15	26	8	8	8	8	8	8	8	8	26	26	26	26	5	7	7	5	5
	16	8	5	5	5	5	5	5	5	5	5	5	5	5	7	26	26	26	26
	17	7	7	7	7	7	7	7	7	7	7	7	7	7	13	13	13	13	13
	18	39	29	29	29	29	29	29	29	29	29	29	29	29	29	29	29	29	29
	19	29	39	39	39	39	39	39	39	39	39	33	33	33	33	33	33	33	33
	20	33	33	33	33	33	33	33	33	33	39	39	39	39	39	39	39	39	39



## Peroni Race 18 - 19 Luglio 2015

### F. Renault 2.0 Alps - Velocità Gara 1

Misano World Circuit 4.226 m

#### Classifica

1	<b>3</b> AITKEN Jack	Renault 2.0 Alps	Giri 17
2	<b>35</b> ISAAKYAN Matevos	Renault 2.0 Alps	0.372
3	<b>46</b> DARUVALA Jehan	Renault 2.0 Alps	3.022
4	<b>21</b> ROMANOV Vasily	Renault 2.0 Alps	4.319
5	<b>2</b> HUGHES Jake	Renault 2.0 Alps	6.153
6	<b>6</b> RIENER Stefan	Renault 2.0 Alps	7.548
7	<b>36</b> VIVACQUA Thiaqo	Renault 2.0 Alps	7.854
8	<b>18</b> CAZZANIGA Daniele	Renault 2.0 Alps	11.894
9	<b>37</b> KORNEEV Alexey	Renault 2.0 Alps	13.923
10	<b>10</b> PRONENKO Danylo	Renault 2.0 Alps	20.011
11	<b>82</b> FISCHER Travis Jordan	Renault 2.0 Alps	20.522
12	<b>4</b> HAMPRECHT Philip	Renault 2.0 Alps	24.003
13	<b>8</b> BULATOV Denis	Renault 2.0 Alps	24.341
14	<b>7</b> FERRER Matteo	Renault 2.0 Alps	27.537
15	<b>5</b> BAPTISTA Bruno	Renault 2.0 Alps	29.580
16	<b>26</b> ALLEN James	Renault 2.0 Alps	29.737
17	<b>13</b> PERULLO Alessandro	Renault 2.0 Alps	31.831
18	<b>29</b> ISAAKYAN Nerses	Renault 2.0 Alps	32.763
19	<b>33</b> FALCHERO Julien	Renault 2.0 Alps	44.617
20	<b>39</b> BAIGUERA Andrea	Renault 2.0 Alps	46.457

#### Velocità

1	<b>2</b> HUGHES Jake	Renault 2.0 Alps	207.7
2	<b>29</b> ISAAKYAN Nerses	Renault 2.0 Alps	207.3
3	<b>7</b> FERRER Matteo	Renault 2.0 Alps	207.3
4	<b>8</b> BULATOV Denis	Renault 2.0 Alps	207.3
5	<b>82</b> FISCHER Travis Jordan	Renault 2.0 Alps	206.9
6	<b>13</b> PERULLO Alessandro	Renault 2.0 Alps	206.9
7	<b>35</b> ISAAKYAN Matevos	Renault 2.0 Alps	206.9
8	<b>26</b> ALLEN James	Renault 2.0 Alps	206.5
9	<b>37</b> KORNEEV Alexey	Renault 2.0 Alps	206.5
10	<b>36</b> VIVACQUA Thiaqo	Renault 2.0 Alps	206.5
11	<b>21</b> ROMANOV Vasily	Renault 2.0 Alps	206.1
12	<b>10</b> PRONENKO Danylo	Renault 2.0 Alps	206.1
13	<b>18</b> CAZZANIGA Daniele	Renault 2.0 Alps	206.1
14	<b>46</b> DARUVALA Jehan	Renault 2.0 Alps	205.7
15	<b>6</b> RIENER Stefan	Renault 2.0 Alps	205.7
16	<b>39</b> BAIGUERA Andrea	Renault 2.0 Alps	205.3
17	<b>5</b> BAPTISTA Bruno	Renault 2.0 Alps	205.3
18	<b>3</b> AITKEN Jack	Renault 2.0 Alps	204.9
19	<b>4</b> HAMPRECHT Philip	Renault 2.0 Alps	204.5
20	<b>33</b> FALCHERO Julien	Renault 2.0 Alps	204.5

#### Seg. 1

1	<b>2</b> HUGHES Jake	23.577
2	<b>46</b> DARUVALA Jehan	23.640
3	<b>37</b> KORNEEV Alexey	23.717
4	<b>21</b> ROMANOV Vasily	23.720
5	<b>3</b> AITKEN Jack	23.725
6	<b>18</b> CAZZANIGA Daniel	23.783
7	<b>6</b> RIENER Stefan	23.807
8	<b>36</b> VIVACQUA Thiaqo	23.826
9	<b>35</b> ISAAKYAN Matevos	23.874
10	<b>10</b> PRONENKO Danylo	23.894
11	<b>5</b> BAPTISTA Bruno	23.937
12	<b>7</b> FERRER Matteo	23.946
13	<b>8</b> BULATOV Denis	23.954
14	<b>4</b> HAMPRECHT Philip	23.965
15	<b>29</b> ISAAKYAN Nerses	24.022
16	<b>82</b> FISCHER Travis Jor	24.108
17	<b>26</b> ALLEN James	24.166
18	<b>13</b> PERULLO Alessand	24.208
19	<b>33</b> FALCHERO Julien	24.250
20	<b>39</b> BAIGUERA Andrea	24.456

#### Seg. 2

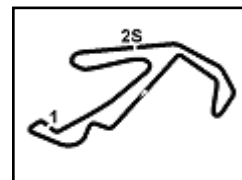
1	<b>35</b> ISAAKYAN Matevos	36.116
2	<b>3</b> AITKEN Jack	36.207
3	<b>2</b> HUGHES Jake	36.207
4	<b>21</b> ROMANOV Vasily	36.225
5	<b>37</b> KORNEEV Alexey	36.243
6	<b>46</b> DARUVALA Jehan	36.255
7	<b>36</b> VIVACQUA Thiaqo	36.311
8	<b>18</b> CAZZANIGA Daniel	36.379
9	<b>7</b> FERRER Matteo	36.385
10	<b>6</b> RIENER Stefan	36.402
11	<b>13</b> PERULLO Alessand	36.415
12	<b>82</b> FISCHER Travis Jor	36.457
13	<b>8</b> BULATOV Denis	36.511
14	<b>26</b> ALLEN James	36.519
15	<b>10</b> PRONENKO Danylo	36.541
16	<b>29</b> ISAAKYAN Nerses	36.541
17	<b>39</b> BAIGUERA Andrea	36.636
18	<b>4</b> HAMPRECHT Philip	36.645
19	<b>5</b> BAPTISTA Bruno	36.738
20	<b>33</b> FALCHERO Julien	36.841

#### Seg. 3

1	<b>3</b> AITKEN Jack	32.981
2	<b>2</b> HUGHES Jake	32.981
3	<b>35</b> ISAAKYAN Matevos	33.002
4	<b>46</b> DARUVALA Jehan	33.009
5	<b>6</b> RIENER Stefan	33.087
6	<b>21</b> ROMANOV Vasily	33.099
7	<b>37</b> KORNEEV Alexey	33.154
8	<b>36</b> VIVACQUA Thiaqo	33.183
9	<b>18</b> CAZZANIGA Daniel	33.240
10	<b>7</b> FERRER Matteo	33.344
11	<b>13</b> PERULLO Alessand	33.346
12	<b>8</b> BULATOV Denis	33.352
13	<b>29</b> ISAAKYAN Nerses	33.361
14	<b>4</b> HAMPRECHT Philip	33.402
15	<b>26</b> ALLEN James	33.406
16	<b>5</b> BAPTISTA Bruno	33.440
17	<b>82</b> FISCHER Travis Jor	33.495
18	<b>10</b> PRONENKO Danylo	33.504
19	<b>33</b> FALCHERO Julien	33.616
20	<b>39</b> BAIGUERA Andrea	33.699







## Peroni Race 18 - 19 Luglio 2015

### F. Renault 2.0 Alps - Analisi Tempi Gara 1

Misano World Circuit 4.226 m

3 / 3

Start at 9:03'23.621

11	24.148	36.625	33.563	1'34.336	203,0	9:19'25.278
12	24.187	36.472	33.541	1'34.200	203,0	9:20'59.478
13	24.194	36.611	33.561	1'34.366	203,4	9:22'33.844
14	24.124	36.501	33.838	1'34.463	204,5	9:24'08.307
15	24.200	36.472	33.569	1'34.241	204,9	9:25'42.548
16	24.199	36.566	33.607	1'34.372	204,2	9:27'16.920
17	24.310	36.504	33.677	1'34.491	204,5	9:28'51.411
18	24.181	36.530	33.946	1'34.657	205,3	9:30'26.068

9	24.948	37.149	34.294	1'36.391	202,2	9:16'30.068
10	24.959	37.059	34.377	1'36.395	203,0	9:18'06.463
11	25.016	38.050	33.997	1'37.063	204,9	9:19'43.526
12	24.602	36.881	34.164	1'35.647	205,3	9:21'19.173
13	24.761	36.729	33.742	1'35.232	204,5	9:22'54.405
14	<b>24.456</b>	<b>36.636</b>	33.936	1'35.028	204,9	9:24'29.433
15	24.457	36.811	<b>33.699</b>	<b>1'34.967</b>	204,9	9:26'04.400
16	24.699	37.154	34.101	1'35.954	203,0	9:27'40.354
17	24.651	36.853	34.089	1'35.593	204,5	9:29'15.947
18	24.674	37.062	34.320	1'36.056	203,8	9:30'52.003

#### 26 ALLEN J. (1'34.234)

Giro	Seg. 1	Seg. 2	Seg. 3	T. Giro	km/h	Local Time
2	34.131	38.590	35.529	1'48.250	200,7	9:05'11.871
3	25.151	38.477	34.298	1'37.926	205,3	9:06'49.797
4	24.469	36.857	33.557	1'34.883	204,9	9:08'24.680
5	24.347	36.778	33.924	1'35.049	204,9	9:09'59.729
6	24.568	36.819	33.678	1'35.065	204,2	9:11'34.794
7	24.365	36.790	33.538	1'34.693	203,8	9:13'09.487
8	24.221	36.866	33.651	1'34.738	204,5	9:14'44.225
9	24.496	36.762	33.532	1'34.790	204,5	9:16'19.015
10	24.264	36.975	34.580	1'35.819	203,0	9:17'54.834
11	24.488	37.015	33.532	1'35.035	204,2	9:19'29.869
12	24.264	36.692	<b>33.406</b>	1'34.362	203,8	9:21'04.231
13	24.367	36.862	33.478	1'34.707	204,2	9:22'38.938
14	24.173	36.906	33.894	1'34.973	204,2	9:24'13.911
15	24.547	38.106	34.502	1'37.155	204,2	9:25'51.066
16	24.462	36.695	33.866	1'35.023	206,1	9:27'26.089
17	<b>24.166</b>	<b>36.519</b>	33.549	<b>1'34.234</b>	204,9	9:29'00.323
18	24.395	36.659	33.906	1'34.960	<b>206,5</b>	9:30'35.283

#### 5 BAPTISTA B. (1'34.502)

Giro	Seg. 1	Seg. 2	Seg. 3	T. Giro	km/h	Local Time
2	34.304	38.287	34.943	1'47.534	203,4	9:05'11.155
3	25.395	39.122	34.964	1'39.481	204,5	9:06'50.636
4	24.462	36.942	33.777	1'35.181	204,5	9:08'25.817
5	24.465	36.919	33.678	1'35.062	203,8	9:10'00.879
6	24.434	36.865	33.768	1'35.067	203,8	9:11'35.946
7	24.183	36.903	33.717	1'34.803	203,8	9:13'10.749
8	24.086	<b>36.738</b>	33.678	<b>1'34.502</b>	<b>205,3</b>	9:14'45.251
9	24.336	36.947	33.609	1'34.892	203,8	9:16'20.143
10	24.606	36.997	33.748	1'35.351	203,0	9:17'55.494
11	24.262	37.203	<b>33.440</b>	1'34.905	203,0	9:19'30.399
12	24.182	36.739	33.805	1'34.726	203,4	9:21'05.125
13	24.192	36.871	33.549	1'34.612	203,0	9:22'39.737
14	24.094	36.910	33.674	1'34.678	203,8	9:24'14.415
15	24.260	37.368	34.283	1'35.911	200,7	9:25'50.326
16	24.160	36.790	33.637	1'34.587	202,6	9:27'24.913
17	<b>23.937</b>	36.740	34.314	1'34.991	201,5	9:28'59.904
18	24.057	37.171	33.994	1'35.222	203,4	9:30'35.126

#### 33 FALCHERO J. (1'34.904)

Giro	Seg. 1	Seg. 2	Seg. 3	T. Giro	km/h	Local Time
2	35.514	38.897	35.227	1'49.638	<b>204,5</b>	9:05'13.259
3	25.762	38.118	35.068	1'38.948	203,8	9:06'52.207
4	25.096	37.772	34.479	1'37.347	<b>204,5</b>	9:08'29.554
5	24.738	37.588	34.115	1'36.441	203,4	9:10'05.995
6	24.731	37.239	34.439	1'36.409	<b>204,5</b>	9:11'42.404
7	24.567	37.190	34.174	1'35.931	204,2	9:13'18.335
8	24.582	37.172	34.105	1'35.859	204,2	9:14'54.194
9	24.767	37.298	34.182	1'36.247	203,8	9:16'30.441
10	24.807	37.468	34.047	1'36.322	204,2	9:18'06.763
11	24.969	37.450	33.965	1'36.384	203,0	9:19'43.147
12	24.514	37.209	33.964	1'35.687	203,0	9:21'18.834
13	24.336	<b>36.841</b>	33.727	<b>1'34.904</b>	203,0	9:22'53.738
14	<b>24.250</b>	36.967	33.856	1'35.073	203,4	9:24'28.811
15	24.301	36.987	33.992	1'35.280	203,0	9:26'04.091
16	24.445	36.957	<b>33.616</b>	1'35.018	203,4	9:27'39.109
17	24.374	37.094	33.741	1'35.209	203,4	9:29'14.318
18	24.505	37.006	34.334	1'35.845	203,8	9:30'50.163

#### 39 BAIGUERA A. (1'34.967)

Giro	Seg. 1	Seg. 2	Seg. 3	T. Giro	km/h	Local Time
2	34.772	38.928	35.533	1'49.233	<b>205,3</b>	9:05'12.854
3	25.441	37.946	35.634	1'39.021	<b>205,3</b>	9:06'51.875
4	25.143	37.335	34.300	1'36.778	203,8	9:08'28.653
5	24.672	37.058	34.110	1'35.840	203,0	9:10'04.493
6	24.925	37.258	34.092	1'36.275	203,4	9:11'40.768
7	24.851	37.326	34.066	1'36.243	203,0	9:13'17.011
8	25.000	37.346	34.320	1'36.666	203,8	9:14'53.677

P = Box In/Out - C = Tempo Invalidato