

7

**FESTIVAL DE AUTOMOVILISMO  
FORMULA 2.0 ALPS  
RESULTADOS ENTRENAMIENTOS CRONOMETRADOS 1**

CONDICIONES ATMOSFERICAS: **Nublado**

ESTADO DE LA PISTA: **Seca**

Ord.	Piloto	Licencia	Equipo	Marca	NV	VR	Tiempo	Gap	Intv	VMax
1	22 Anthoine HUBERT	FRA	TECH 1 RACING	R. 2.0	4	4	<b>1:40.197</b>	----	----	<b>220,9</b>
2	3 Jack AITKEN	GBR	KOIRANEN GP	R. 2.0	4	3	<b>1:40.297</b>	0.100	0.100	<b>219,5</b>
3	21 Vasily ROMANOV	RUS	CRAM MOTORSPORT	R. 2.0	4	3	<b>1:40.653</b>	0.456	0.356	<b>219,5</b>
4	16 Ben BARNICOAT	GBR	FORTEC MOTORSPORTS	R. 2.0	4	4	<b>1:40.713</b>	0.516	0.060	<b>216,9</b>
5	2 Jake HUGHES	GBR	KOIRANEN GP	R. 2.0	3	3	<b>1:40.763</b>	0.566	0.050	<b>217,7</b>
6	46 Jehan DARUVALA	IND	FORTEC MOTORSPORTS	R. 2.0	6	4	<b>1:40.773</b>	0.576	0.010	<b>216,4</b>
7	20 Hugo DE SADELEER	SUI	TECH 1 RACING	R. 2.0	4	4	<b>1:40.994</b>	0.797	0.221	<b>218,6</b>
8	15 Martin KODRIC	CRO	FORTEC MOTORSPORTS	R. 2.0	4	3	<b>1:41.057</b>	0.860	0.063	<b>217,3</b>
9	36 Thiago VIVACQUA	BRA	JD MOTORSPORT	R. 2.0	4	3	<b>1:41.118</b>	0.921	0.061	<b>217,3</b>
10	31 Simon GACHET	FRA	TECH 1 RACING	R. 2.0	4	4	<b>1:41.147</b>	0.950	0.029	<b>218,2</b>
11	26 James ALLEN	AUS	ARTA ENGINEERING	R. 2.0	4	3	<b>1:41.207</b>	1.010	0.060	<b>217,7</b>
12	9 Max DEFOURNY	BEL	KOIRANEN GP	R. 2.0	3	3	<b>1:41.266</b>	1.069	0.059	<b>217,3</b>
13	35 Matevos ISAAKYAN	RUS	JD MOTORSPORT	R. 2.0	3	2	<b>1:41.285</b>	1.088	0.019	<b>216,9</b>
14	37 Alexey KORNEEV	RUS	JD MOTORSPORT	R. 2.0	4	4	<b>1:41.295</b>	1.098	0.010	<b>217,3</b>
15	6 Stefan RIENER	AUT	FORTEC MOTORSPORTS	R. 2.0	4	4	<b>1:41.347</b>	1.150	0.052	<b>217,3</b>
16	25 Amaury RICHARD	FRA	ARTA ENGINEERING	R. 2.0	4	2	<b>1:41.372</b>	1.175	0.025	<b>217,3</b>
17	7 Matteo FERRER	GBR	CRAM MOTORSPORT	R. 2.0	5	5	<b>1:41.645</b>	1.448	0.273	<b>217,3</b>
18	82 Travis J FISCHER	USA	CRAM MOTORSPORT	R. 2.0	5	5	<b>1:41.828</b>	1.631	0.183	<b>217,7</b>
19	10 Danylo PRONENKO	UKR	BVM RACING	R. 2.0	6	5	<b>1:41.884</b>	1.687	0.056	<b>218,6</b>
20	18 Daniele CAZZANIGA	ITA	GSK GRAND PRIX	R. 2.0	3	3	<b>1:42.005</b>	1.808	0.121	<b>219,5</b>
21	14 Nikita TROITSKIY	RUS	GSK GRAND PRIX	R. 2.0	5	5	<b>1:42.071</b>	1.874	0.066	<b>218,6</b>
22	5 Bruno BAPTISTA	BRA	KOIRANEN GP	R. 2.0	3	3	<b>1:42.082</b>	1.885	0.011	<b>215,1</b>
23	11 Riccardo CAZZANIGA	ITA	GSK GRAND PRIX	R. 2.0	5	5	<b>1:42.501</b>	2.304	0.419	<b>220,0</b>

Tiempo Mínimo para Clasificar.- 1:50.217      Porcentaje para Clasificar: 110%

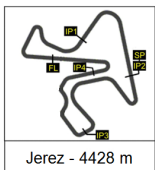
RESULTADOS PUBLICADOS A LAS 10:51 HORAS

CIRCUITO DE JEREZ, 10 DE OCTUBRE DE 2015

Car # 18 Best Lap deleted caused red flag

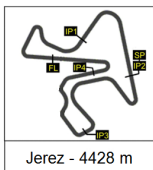
EL DIRECTOR DE CARRERA

EL JEFE DE CRONOMETRAJE



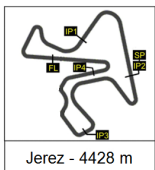
FESTIVAL DE AUTOMOVILISMO  
FORMULA 2.0 ALPS  
ANALISIS - ENTRENAMIENTOS CRONOMETRADOS 1

Número	2		3		5		6		7		9		10		
	Vta	Sector	Vuelta	Sector	Vuelta	Sector	Vuelta	Sector	Vuelta	Sector	Vuelta	Sector	Vuelta		
1	IP1	26.800	26.800	51.959	51.959	28.068	28.068	30.224	30.224	29.977	29.977	33.429	33.429	32.042	32.042
	IP2	21.963	48.763	19.543	1:11.502	21.952	50.020	20.753	50.977	23.667	53.644	26.584	1:00.013	24.924	56.966
	IP3	29.101	1:17.864	28.798	1:40.300	29.480	1:19.500	31.209	1:22.186	33.048	1:26.692	28.910	1:28.923	31.133	1:28.099
	IP4	23.555	1:41.419	23.642	2:03.942	22.792	1:42.292	37.354	1:59.540	24.792	1:51.484	37.658	2:06.581	25.167	1:53.266
	FL	13.920	<b>1:55.339</b>	14.960	<b>2:18.902</b>	13.829	<b>1:56.121</b>	14.745	<b>2:14.285</b>	13.964	<b>2:05.448</b>	14.320	<b>2:20.901</b>	13.828	<b>2:07.094</b>
2	IP1	20.782	20.782	20.762	20.762	21.081	21.081	23.190	23.190	20.976	20.976	21.026	21.026	21.240	21.240
	IP2	18.034	38.816	18.073	38.835	18.284	39.365	18.552	41.742	18.320	39.296	18.298	39.324	19.096	40.336
	IP3	27.124	1:05.940	26.988	1:05.823	27.422	1:06.787	27.853	1:09.595	27.624	1:06.920	27.902	1:07.226	28.521	1:08.857
	IP4	21.952	1:27.892	21.818	1:27.641	<b>22.348</b>	1:29.135	23.383	1:32.978	23.441	1:30.361	27.644	1:34.870	22.479	1:31.336
	FL	<b>13.163</b>	<b>1:41.055</b>	<b>13.165</b>	<b>1:40.806</b>	13.414	<b>1:42.549</b>	14.094	<b>1:47.072</b>	14.897	<b>1:45.258</b>	15.185	<b>1:50.055</b>	13.531	<b>1:44.867</b>
3	IP1	<b>20.632</b>	<b>20.632</b>	20.606	20.606	<b>20.822</b>	<b>20.822</b>	20.826	20.826	20.881	20.881	<b>20.880</b>	<b>20.880</b>	20.998	20.998
	IP2	18.040	<b>38.672</b>	<b>17.923</b>	<b>38.529</b>	18.216	<b>39.038</b>	<b>18.056</b>	38.882	18.260	39.141	<b>18.093</b>	<b>38.973</b>	18.280	39.278
	IP3	<b>26.931</b>	<b>1:05.603</b>	<b>26.836</b>	<b>1:05.365</b>	<b>27.323</b>	<b>1:06.361</b>	<b>27.078</b>	<b>1:05.960</b>	27.376	1:06.517	<b>26.954</b>	<b>1:05.927</b>	27.469	1:06.747
	IP4	<b>21.906</b>	<b>1:27.509</b>	<b>21.715</b>	<b>1:27.080</b>	22.385	<b>1:28.746</b>	22.082	1:28.042	<b>22.030</b>	1:28.547	<b>22.092</b>	<b>1:28.019</b>	22.897	1:29.644
	FL	13.254	<b>1:40.763</b>	13.217	<b>1:40.297</b>	<b>13.336</b>	<b>1:42.082</b>	13.386	<b>1:41.428</b>	<b>13.205</b>	<b>1:41.752</b>	<b>13.247</b>	<b>1:41.266</b>	13.415	<b>1:43.059</b>
4	IP1	20.674	20.674	<b>20.572</b>	<b>20.572</b>	20.833	20.833	<b>20.770</b>	<b>20.770</b>	21.131	21.131	20.882	20.882	21.074	21.074
	IP2	<b>18.026</b>	38.700	17.989	38.561	<b>18.214</b>	39.047	18.111	<b>38.881</b>	18.764	39.895	27.976	48.858	<b>18.170</b>	39.244
	IP3	32.618	1:11.318	26.848	1:05.409	30.089	1:09.136	27.114	1:05.995	27.813	1:07.708	42.649	1:31.507	27.383	1:06.627
	IP4	29.616	1:40.934	21.762	1:27.171	34.403	1:43.539	<b>21.986</b>	<b>1:27.981</b>	22.485	1:30.193	29.187	2:00.694	22.406	1:29.033
	FL		-----	13.225	<b>1:40.396</b>		-----	<b>13.366</b>	<b>1:41.347</b>	13.260	<b>1:43.453</b>		-----	<b>13.386</b>	<b>1:42.419</b>
5	IP1			30.321	30.321			20.850	20.850	<b>20.630</b>	<b>20.630</b>			<b>20.800</b>	<b>20.800</b>
	IP2			26.384	56.705			18.077	38.927	<b>18.139</b>	<b>38.769</b>			18.255	<b>39.055</b>
	IP3			37.287	1:33.992			27.453	1:06.380	<b>27.235</b>	<b>1:06.004</b>			27.235	<b>1:06.290</b>
	IP4			31.478	2:05.470			26.388	1:32.768	22.223	<b>1:28.227</b>			<b>22.114</b>	<b>1:28.404</b>
	FL				-----				-----	13.418	<b>1:41.645</b>			13.480	<b>1:41.884</b>
6	IP1							20.812	20.812					20.921	20.921
	IP2							19.104	39.916					18.262	39.183
	IP3							30.457	1:10.373					<b>27.224</b>	1:06.407
	IP4							26.420	1:36.793					22.323	1:28.730
	FL								-----					13.404	<b>1:42.134</b>



## FESTIVAL DE AUTOMOVILISMO FORMULA 2.0 ALPS ANALISIS - ENTRENAMIENTOS CRONOMETRADOS 1

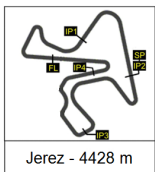
Número	11		14		15		16		18		20		21		
	Vta	Sector	Vuelta	Sector	Vuelta	Sector	Vuelta	Sector	Vuelta	Sector	Vuelta	Sector	Vuelta		
1	IP1	26.753	26.753	37.122	37.122	36.139	36.139	28.680	28.680	29.334	29.334	33.044	33.044	34.522	34.522
	IP2	19.936	46.689	25.543	1:02.665	21.952	58.091	21.159	49.839	20.230	49.564	21.700	54.744	21.888	56.410
	IP3	28.731	1:15.420	31.867	1:34.532	31.947	1:30.038	32.227	1:22.066	31.668	1:21.232	35.471	1:30.215	31.126	1:27.536
	IP4	22.621	1:38.041	24.977	1:59.509	24.644	1:54.682	24.081	1:46.147	33.076	1:54.308	29.683	1:59.898	23.879	1:51.415
	FL	14.039	<b>1:52.080</b>	13.577	<b>2:13.086</b>	14.499	<b>2:09.181</b>	13.858	<b>2:00.005</b>	13.860	<b>2:08.168</b>	14.489	<b>2:14.387</b>	15.639	<b>2:07.054</b>
2	IP1	21.118	21.118	21.084	21.084	21.918	21.918	21.338	21.338	21.262	21.262	22.240	22.240	22.863	22.863
	IP2	18.313	39.431	18.329	39.413	19.050	40.968	18.746	40.084	18.408	39.670	19.330	41.570	20.864	43.727
	IP3	27.764	1:07.195	27.912	1:07.325	28.628	1:09.596	29.187	1:09.271	27.580	1:07.250	29.529	1:11.099	28.213	1:11.940
	IP4	<b>22.198</b>	1:29.393	23.218	1:30.543	22.303	1:31.899	23.984	1:33.255	22.203	1:29.453	25.460	1:36.559	22.478	1:34.418
	FL	13.478	<b>1:42.871</b>	13.410	<b>1:43.953</b>	13.404	<b>1:45.303</b>	16.391	<b>1:49.646</b>	13.319	<b>1:42.772</b>	13.874	<b>1:50.433</b>	13.861	<b>1:48.279</b>
3	IP1	21.030	21.030	21.108	21.108	20.755	20.755	22.284	22.284	20.815	20.815	20.793	20.793	20.669	20.669
	IP2	18.332	39.362	18.328	39.436	<b>18.031</b>	<b>38.786</b>	28.958	51.242	18.227	39.042	18.153	38.946	<b>17.993</b>	38.662
	IP3	27.605	1:06.967	28.213	1:07.649	27.019	1:05.805	38.408	1:29.650	27.430	1:06.472	27.274	1:06.220	<b>26.958</b>	<b>1:05.620</b>
	IP4	22.241	1:29.208	22.352	1:30.001	<b>22.049</b>	1:27.854	22.133	1:51.783	22.340	1:28.812	<b>21.954</b>	1:28.174	<b>21.864</b>	<b>1:27.484</b>
	FL	13.454	<b>1:42.662</b>	13.319	<b>1:43.320</b>	<b>13.203</b>	<b>1:41.057</b>	13.301	<b>2:05.084</b>	<b>13.193</b>	<b>1:42.005</b>	<b>13.154</b>	<b>1:41.328</b>	<b>13.169</b>	<b>1:40.653</b>
4	IP1	<b>20.849</b>	<b>20.849</b>	<b>20.710</b>	<b>20.710</b>	<b>20.718</b>	<b>20.718</b>	<b>20.550</b>	<b>20.550</b>	<b>20.739</b>	<b>20.739</b>	20.714	20.714	<b>20.577</b>	<b>20.577</b>
	IP2	<b>18.150</b>	<b>38.999</b>	<b>18.265</b>	<b>38.975</b>	18.073	38.791	<b>18.011</b>	<b>38.561</b>	<b>18.164</b>	38.903	<b>18.006</b>	38.720	18.021	<b>38.598</b>
	IP3	37.750	1:16.749	<b>27.255</b>	<b>1:06.230</b>	<b>26.914</b>	<b>1:05.705</b>	<b>26.936</b>	<b>1:05.497</b>	<b>27.327</b>	<b>1:06.230</b>	27.016	1:05.736	27.089	1:05.687
	IP4	24.202	1:40.951	22.810	1:29.040	22.107	<b>1:27.812</b>	<b>22.041</b>	<b>1:27.538</b>	<b>22.128</b>	<b>1:28.358</b>	22.001	<b>1:27.737</b>	22.504	1:28.191
	FL	13.681	<b>1:54.632</b>	13.332	<b>1:42.372</b>	13.315	<b>1:41.127</b>	<b>13.175</b>	<b>1:40.713</b>	34.089		13.257	<b>1:40.994</b>	14.298	<b>1:42.489</b>
5	IP1	20.974	20.974	20.854	20.854	22.385	22.385	20.595	20.595			<b>20.634</b>	<b>20.634</b>	20.709	20.709
	IP2	18.425	39.399	18.299	39.153	21.556	43.941	18.037	38.632	18.249	<b>18.249</b>	18.008	<b>38.642</b>	18.148	38.857
	IP3	<b>27.396</b>	<b>1:06.795</b>	27.340	1:06.493	31.490	1:15.431	26.993	1:05.625			<b>26.998</b>	<b>1:05.640</b>	35.777	1:14.634
	IP4	22.331	<b>1:29.126</b>	<b>22.271</b>	<b>1:28.764</b>	29.835	1:45.266	27.360	1:32.985			23.343	1:28.983	28.531	1:43.165
	FL	<b>13.375</b>	<b>1:42.501</b>	<b>13.307</b>	<b>1:42.071</b>										
6	IP1	20.932	20.932	2:05.78	2:05.788										
	IP2	18.465	39.397	22.631	2:28.419										
	IP3	31.034	1:10.431	34.902	3:03.321										
	IP4	24.381	1:34.812	32.783	3:36.104										
	FL														



8<sup>3</sup>

## FESTIVAL DE AUTOMOVILISMO FORMULA 2.0 ALPS ANALISIS - ENTRENAMIENTOS CRONOMETRADOS 1

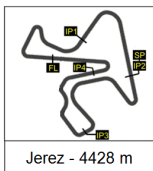
Número	22		25		26		31		35		36		37		
	Vta	Sector	Vuelta	Sector	Vuelta	Sector	Vuelta	Sector	Vuelta	Sector	Vuelta	Sector	Vuelta		
1	IP1	29.865	29.865	28.459	28.459	27.198	27.198	28.845	28.845	31.307	31.307	39.210	39.210	32.078	32.078
	IP2	21.097	50.962	19.835	48.294	19.550	46.748	21.731	50.576	19.827	51.134	19.609	58.819	21.567	53.645
	IP3	32.938	1:23.900	28.540	1:16.834	28.003	1:14.751	31.567	1:22.143	28.111	1:19.245	28.768	1:27.587	31.794	1:25.439
	IP4	27.291	1:51.191	22.729	1:39.563	22.532	1:37.283	28.163	1:50.306	25.278	1:44.523	24.884	1:52.471	27.587	1:53.026
	FL	13.971	<b>2:05.162</b>	13.471	<b>1:53.034</b>	13.512	<b>1:50.795</b>	13.959	<b>2:04.265</b>	13.387	<b>1:57.910</b>	14.902	<b>2:07.373</b>	14.160	<b>2:07.186</b>
2	IP1	21.638	21.638	20.941	20.941	20.795	20.795	22.581	22.581	20.812	20.812	21.002	21.002	21.426	21.426
	IP2	19.527	41.165	<b>18.122</b>	39.063	18.125	38.920	20.514	43.095	18.141	38.953	18.187	39.189	19.213	40.639
	IP3	28.276	1:09.441	<b>27.014</b>	1:06.077	<b>27.161</b>	1:06.081	29.689	1:12.784	27.265	1:06.218	27.267	1:06.456	29.794	1:10.433
	IP4	22.156	1:31.597	<b>22.075</b>	<b>1:28.152</b>	<b>21.973</b>	1:28.054	24.149	1:36.933	<b>21.805</b>	<b>1:28.023</b>	22.095	1:28.551	22.724	1:33.157
	FL	13.223	<b>1:44.820</b>	13.220	<b>1:41.372</b>	<b>13.165</b>	<b>1:41.219</b>	13.428	<b>1:50.361</b>	<b>13.262</b>	<b>1:41.285</b>	13.252	<b>1:41.803</b>	13.435	<b>1:46.592</b>
3	IP1	20.709	20.709	<b>20.750</b>	<b>20.750</b>	<b>20.651</b>	<b>20.651</b>	<b>20.680</b>	<b>20.680</b>	27.201	27.201	<b>20.667</b>	<b>20.667</b>	20.913	20.913
	IP2	17.973	38.682	18.215	<b>38.965</b>	<b>17.999</b>	<b>38.650</b>	18.100	38.780	24.771	51.972	<b>18.055</b>	<b>38.722</b>	18.396	39.309
	IP3	27.231	1:05.913	27.016	<b>1:05.981</b>	27.184	<b>1:05.834</b>	<b>27.091</b>	1:05.871	33.883	1:25.855	<b>26.947</b>	<b>1:05.669</b>	27.405	1:06.714
	IP4	23.410	1:29.323	22.353	1:28.334	22.156	<b>1:27.990</b>	<b>21.943</b>	<b>1:27.814</b>	21.909	1:47.764	22.242	<b>1:27.911</b>	22.367	1:29.081
	FL	13.279	<b>1:42.602</b>	<b>13.130</b>	<b>1:41.464</b>	13.217	<b>1:41.207</b>	13.449	<b>1:41.263</b>	13.348	<b>2:01.112</b>	<b>13.207</b>	<b>1:41.118</b>	13.281	<b>1:42.362</b>
4	IP1	20.599	20.599	20.927	20.927	20.838	20.838	20.689	20.689	<b>20.480</b>	<b>20.480</b>	20.715	20.715	20.722	20.722
	IP2	<b>17.857</b>	<b>38.456</b>	22.119	43.046	20.221	41.059	<b>18.021</b>	<b>38.710</b>	<b>18.013</b>	<b>38.493</b>	18.108	38.823	18.143	38.865
	IP3	<b>26.867</b>	<b>1:05.323</b>	32.472	1:15.518	28.285	1:09.344	27.114	<b>1:05.824</b>	<b>26.832</b>	<b>1:05.325</b>	27.191	1:06.014	<b>27.253</b>	1:06.118
	IP4	<b>21.751</b>	<b>1:27.074</b>	23.491	1:39.009	22.937	1:32.281	22.062	1:27.886	22.759	1:28.084	<b>21.953</b>	1:27.967	<b>21.976</b>	<b>1:28.094</b>
	FL	<b>13.123</b>	<b>1:40.197</b>	13.400	<b>1:52.409</b>	13.424	<b>1:45.705</b>	<b>13.261</b>	<b>1:41.147</b>		-----	13.246	<b>1:41.213</b>	<b>13.201</b>	<b>1:41.295</b>
5	IP1	<b>20.589</b>	<b>20.589</b>	20.853	20.853	21.127	21.127	20.730	20.730			27.423	27.423	<b>20.628</b>	<b>20.628</b>
	IP2	17.963	38.552	19.327	40.180	18.452	39.579	18.046	38.776			26.515	53.938	<b>18.045</b>	<b>38.673</b>
	IP3	26.881	1:05.433	31.213	1:11.393	30.128	1:09.707	32.558	1:11.334			37.192	1:31.130	27.381	<b>1:06.054</b>
	IP4	22.170	1:27.603	25.251	1:36.644	25.530	1:35.237	23.059	1:34.393			31.673	2:02.803	22.785	1:28.839
	FL		-----		-----		-----		-----				-----		-----
6	IP1														
	IP2														
	IP3														
	IP4														
	FL														



8<sup>4</sup>

## FESTIVAL DE AUTOMOVILISMO FORMULA 2.0 ALPS ANALISIS - ENTRENAMIENTOS CRONOMETRADOS 1

Número	46		82		0		0		0		0		0	
	Vta	Sector	Vuelta	Sector	Vuelta	Sector	Vuelta	Sector	Vuelta	Sector	Vuelta	Sector	Vuelta	
1	IP1	31.399	31.399	29.766	29.766									
	IP2	22.294	53.693	22.520	52.286									
	IP3	31.866	1:25.559	34.292	1:26.578									
	IP4	24.745	1:50.304	25.102	1:51.680									
	FL	14.224	<b>2:04.528</b>	13.710	<b>2:05.390</b>									
2	IP1	21.978	21.978	21.789	21.789									
	IP2	20.397	42.375	18.727	40.516									
	IP3	30.217	1:12.592	28.835	1:09.351									
	IP4	23.825	1:36.417	23.053	1:32.404									
	FL	13.438	<b>1:49.855</b>	13.447	<b>1:45.851</b>									
3	IP1	20.877	20.877	22.114	22.114									
	IP2	18.445	39.322	19.424	41.538									
	IP3	27.955	1:07.277	31.722	1:13.260									
	IP4	23.312	1:30.589	27.401	1:40.661									
	FL	13.478	<b>1:44.067</b>	13.707	<b>1:54.368</b>									
4	IP1	<b>20.677</b>	<b>20.677</b>	21.026	21.026									
	IP2	<b>18.128</b>	<b>38.805</b>	18.222	39.248									
	IP3	<b>26.862</b>	<b>1:05.667</b>	<b>27.228</b>	<b>1:06.476</b>									
	IP4	<b>21.985</b>	<b>1:27.652</b>	22.181	1:28.657									
	FL	13.121	<b>1:40.773</b>	13.229	<b>1:41.886</b>									
5	IP1	20.760	20.760	<b>20.835</b>	<b>20.835</b>									
	IP2	18.145	38.905	<b>18.175</b>	<b>39.010</b>									
	IP3	26.927	1:05.832	27.484	1:06.494									
	IP4	22.048	1:27.880	<b>22.137</b>	<b>1:28.631</b>									
	FL	<b>13.111</b>	<b>1:40.991</b>	<b>13.197</b>	<b>1:41.828</b>									
6	IP1	21.660	21.660	2:04.86	2:04.861									
	IP2	20.221	41.881	26.054	2:30.915									
	IP3	28.305	1:10.186	37.201	3:08.116									
	IP4	22.159	1:32.345	31.786	3:39.902									
	FL	13.299	<b>1:45.644</b>		-----									



Jerez - 4428 m

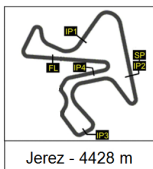


9

## FESTIVAL DE AUTOMOVILISMO FORMULA 2.0 ALPS 40 MEJORES VUELTAS - ENTRENAMIENTOS CRONOMETRADOS 1

Dorsal	Piloto	Nat	Equipo	Maq.	Hora	Vuelta	Tiempo
22	Anthoine HUBERT	FRA	TECH 1 RACING	R. 2.0	10:32:45	4	1:40.197
3	Jack AITKEN	GBR	KOIRANEN GP	R. 2.0	10:32:33	3	1:40.297
3	Jack AITKEN	GBR	KOIRANEN GP	R. 2.0	10:34:13	4	1:40.396
21	Vasily ROMANOV	RUS	CRAM MOTORSPORT	R. 2.0	10:31:25	3	1:40.653
16	Ben BARNICOAT	GBR	FORTEC MOTORSPORTS	R. 2.0	10:33:01	4	1:40.713
2	Jake HUGHES	GBR	KOIRANEN GP	R. 2.0	10:33:15	3	1:40.763
46	Jehan DARUVALA	IND	FORTEC MOTORSPORTS	R. 2.0	10:30:43	4	1:40.773
3	Jack AITKEN	GBR	KOIRANEN GP	R. 2.0	10:30:52	2	1:40.806
46	Jehan DARUVALA	IND	FORTEC MOTORSPORTS	R. 2.0	10:32:24	5	1:40.991
20	Hugo DE SADELEER	SUI	TECH 1 RACING	R. 2.0	10:32:55	4	1:40.994
2	Jake HUGHES	GBR	KOIRANEN GP	R. 2.0	10:31:34	2	1:41.055
15	Martin KODRIC	CRO	FORTEC MOTORSPORTS	R. 2.0	10:32:31	3	1:41.057
36	Thiago VIVACQUA	BRA	JD MOTORSPORT	R. 2.0	10:32:35	3	1:41.118
15	Martin KODRIC	CRO	FORTEC MOTORSPORTS	R. 2.0	10:34:12	4	1:41.127
31	Simon GACHET	FRA	TECH 1 RACING	R. 2.0	10:32:52	4	1:41.147
26	James ALLEN	AUS	ARTA ENGINEERING	R. 2.0	10:32:04	3	1:41.207
36	Thiago VIVACQUA	BRA	JD MOTORSPORT	R. 2.0	10:34:16	4	1:41.213
26	James ALLEN	AUS	ARTA ENGINEERING	R. 2.0	10:30:22	2	1:41.219
31	Simon GACHET	FRA	TECH 1 RACING	R. 2.0	10:31:11	3	1:41.263
9	Max DEFOURNY	BEL	KOIRANEN GP	R. 2.0	10:32:53	3	1:41.266
35	Matevos ISAAKYAN	RUS	JD MOTORSPORT	R. 2.0	10:30:50	2	1:41.285
37	Alexey KORNEEV	RUS	JD MOTORSPORT	R. 2.0	10:32:49	4	1:41.295
20	Hugo DE SADELEER	SUI	TECH 1 RACING	R. 2.0	10:31:14	3	1:41.328
6	Stefan RIENER	AUT	FORTEC MOTORSPORTS	R. 2.0	10:33:04	4	1:41.347
25	Amaury RICHARD	FRA	ARTA ENGINEERING	R. 2.0	10:30:13	2	1:41.372
6	Stefan RIENER	AUT	FORTEC MOTORSPORTS	R. 2.0	10:31:23	3	1:41.428
25	Amaury RICHARD	FRA	ARTA ENGINEERING	R. 2.0	10:31:54	3	1:41.464
7	Matteo FERRER	GBR	CRAM MOTORSPORT	R. 2.0	10:33:44	5	1:41.645
7	Matteo FERRER	GBR	CRAM MOTORSPORT	R. 2.0	10:30:19	3	1:41.752
36	Thiago VIVACQUA	BRA	JD MOTORSPORT	R. 2.0	10:30:54	2	1:41.803
82	Travis J FISCHER	USA	CRAM MOTORSPORT	R. 2.0	10:32:41	5	1:41.828
10	Danylo PRONENKO	UKR	BVM RACING	R. 2.0	10:32:37	5	1:41.884
82	Travis J FISCHER	USA	CRAM MOTORSPORT	R. 2.0	10:30:59	4	1:41.886
18	Daniele CAZZANIGA	ITA	GSK GRAND PRIX	R. 2.0	10:31:15	3	1:42.005
14	Nikita TROITSKIY	RUS	GSK GRAND PRIX	R. 2.0	10:32:48	5	1:42.071
5	Bruno BAPTISTA	BRA	KOIRANEN GP	R. 2.0	10:33:20	3	1:42.082
10	Danylo PRONENKO	UKR	BVM RACING	R. 2.0	10:34:19	6	1:42.134
37	Alexey KORNEEV	RUS	JD MOTORSPORT	R. 2.0	10:31:08	3	1:42.362
14	Nikita TROITSKIY	RUS	GSK GRAND PRIX	R. 2.0	10:31:06	4	1:42.372
10	Danylo PRONENKO	UKR	BVM RACING	R. 2.0	10:30:55	4	1:42.419





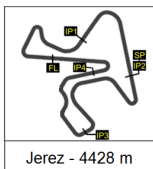
Jerez - 4428 m



10

## FESTIVAL DE AUTOMOVILISMO FORMULA 2.0 ALPS TOP CINCO VUELTAS - ENTRENAMIENTOS CRONOMETRADOS 1

Piloto	Nat	Equipo	Top Five Laps				
22	FRA	TECH 1 RACING	1:40.197	1:42.602	1:44.820	2:05.162	PIT EXIT
3	GBR	KOIRANEN GP	1:40.297	1:40.396	1:40.806	2:18.902	PIT EXIT
21	RUS	CRAM MOTORSPORT	1:40.653	1:42.489	1:48.279	2:07.054	PIT EXIT
16	GBR	FORTEC MOTORSPORTS	1:40.713	1:49.646	2:00.005	2:05.084	PIT EXIT
2	GBR	KOIRANEN GP	1:40.763	1:41.055	1:55.339	PIT EXIT	
46	IND	FORTEC MOTORSPORTS	1:40.773	1:40.991	1:44.067	1:45.644	1:49.855
20	SUI	TECH 1 RACING	1:40.994	1:41.328	1:50.433	2:14.387	PIT EXIT
15	CRO	FORTEC MOTORSPORTS	1:41.057	1:41.127	1:45.303	2:09.181	PIT EXIT
36	BRA	JD MOTORSPORT	1:41.118	1:41.213	1:41.803	2:07.373	PIT EXIT
31	FRA	TECH 1 RACING	1:41.147	1:41.263	1:50.361	2:04.265	PIT EXIT
26	AUS	ARTA ENGINEERING	1:41.207	1:41.219	1:45.705	1:50.795	PIT EXIT
9	BEL	KOIRANEN GP	1:41.266	1:50.055	2:20.901	PIT EXIT	
35	RUS	JD MOTORSPORT	1:41.285	1:57.910	2:01.112	PIT EXIT	
37	RUS	JD MOTORSPORT	1:41.295	1:42.362	1:46.592	2:07.186	PIT EXIT
6	AUT	FORTEC MOTORSPORTS	1:41.347	1:41.428	1:47.072	2:14.285	PIT EXIT
25	FRA	ARTA ENGINEERING	1:41.372	1:41.464	1:52.409	1:53.034	PIT EXIT
7	GBR	CRAM MOTORSPORT	1:41.645	1:41.752	1:43.453	1:45.258	2:05.448
82	USA	CRAM MOTORSPORT	1:41.828	1:41.886	1:45.851	1:54.368	2:05.390
10	UKR	BVM RACING	1:41.884	1:42.134	1:42.419	1:43.059	1:44.867
18	ITA	GSK GRAND PRIX	1:42.005	1:42.772	2:08.168	PIT EXIT	
14	RUS	GSK GRAND PRIX	1:42.071	1:42.372	1:43.320	1:43.953	2:13.086
5	BRA	KOIRANEN GP	1:42.082	1:42.549	1:56.121	PIT EXIT	
11	ITA	GSK GRAND PRIX	1:42.501	1:42.662	1:42.871	1:52.080	1:54.632



Jerez - 4428 m

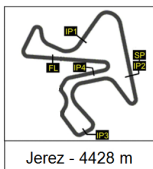


11

## FESTIVAL DE AUTOMOVILISMO FORMULA 2.0 ALPS 40 MEJORES VMAX - ENTRENAMIENTOS CRONOMETRADOS 1

Dorsal	Piloto	Nat	Equipo	Maq.	Hora	Vuelta	Vmax
22	Anthoine HUBERT	FRA	TECH 1 RACING	R. 2.0	10:30:01	2	220,9
11	Riccardo CAZZANIGA	ITA	GSK GRAND PRIX	R. 2.0	10:30:40	3	220,0
3	Jack AITKEN	GBR	KOIRANEN GP	R. 2.0	10:31:31	2	219,5
18	Daniele CAZZANIGA	ITA	GSK GRAND PRIX	R. 2.0	10:30:12	2	219,5
21	Vasily ROMANOV	RUS	CRAM MOTORSPORT	R. 2.0	10:30:23	2	219,5
18	Daniele CAZZANIGA	ITA	GSK GRAND PRIX	R. 2.0	10:31:54	3	219,1
10	Danylo PRONENKO	UKR	BVM RACING	R. 2.0	10:29:52	3	218,6
22	Anthoine HUBERT	FRA	TECH 1 RACING	R. 2.0	10:31:44	3	218,6
18	Daniele CAZZANIGA	ITA	GSK GRAND PRIX	R. 2.0	10:33:35	4	218,6
14	Nikita TROITSKIY	RUS	GSK GRAND PRIX	R. 2.0	10:30:02	3	218,6
21	Vasily ROMANOV	RUS	CRAM MOTORSPORT	R. 2.0	10:32:03	3	218,6
21	Vasily ROMANOV	RUS	CRAM MOTORSPORT	R. 2.0	10:33:46	4	218,6
14	Nikita TROITSKIY	RUS	GSK GRAND PRIX	R. 2.0	10:33:27	5	218,6
20	Hugo DE SADELEER	SUI	TECH 1 RACING	R. 2.0	10:31:52	3	218,6
3	Jack AITKEN	GBR	KOIRANEN GP	R. 2.0	10:33:11	3	218,2
31	Simon GACHET	FRA	TECH 1 RACING	R. 2.0	10:31:50	3	218,2
31	Simon GACHET	FRA	TECH 1 RACING	R. 2.0	10:33:31	4	218,2
22	Anthoine HUBERT	FRA	TECH 1 RACING	R. 2.0	10:33:24	4	218,2
2	Jake HUGHES	GBR	KOIRANEN GP	R. 2.0	10:32:13	2	217,7
3	Jack AITKEN	GBR	KOIRANEN GP	R. 2.0	10:29:50	1	217,7
82	Travis J FISCHER	USA	CRAM MOTORSPORT	R. 2.0	10:31:38	4	217,7
11	Riccardo CAZZANIGA	ITA	GSK GRAND PRIX	R. 2.0	10:27:15	1	217,7
26	James ALLEN	AUS	ARTA ENGINEERING	R. 2.0	10:31:01	2	217,7
14	Nikita TROITSKIY	RUS	GSK GRAND PRIX	R. 2.0	10:26:36	1	217,7
20	Hugo DE SADELEER	SUI	TECH 1 RACING	R. 2.0	10:33:33	4	217,7
7	Matteo FERRER	GBR	CRAM MOTORSPORT	R. 2.0	10:32:41	4	217,3
9	Max DEFOURNY	BEL	KOIRANEN GP	R. 2.0	10:31:51	2	217,3
10	Danylo PRONENKO	UKR	BVM RACING	R. 2.0	10:31:34	4	217,3
36	Thiago VIVACQUA	BRA	JD MOTORSPORT	R. 2.0	10:29:51	1	217,3
15	Martin KODRIC	CRO	FORTEC MOTORSPORTS	R. 2.0	10:31:29	2	217,3
25	Amaury RICHARD	FRA	ARTA ENGINEERING	R. 2.0	10:29:010	1	217,3
26	James ALLEN	AUS	ARTA ENGINEERING	R. 2.0	10:29:20	1	217,3
6	Stefan RIENER	AUT	FORTEC MOTORSPORTS	R. 2.0	10:30:20	2	217,3
37	Alexey KORNEEV	RUS	JD MOTORSPORT	R. 2.0	10:31:47	3	217,3
14	Nikita TROITSKIY	RUS	GSK GRAND PRIX	R. 2.0	10:28:19	2	217,3
16	Ben BARNICOAT	GBR	FORTEC MOTORSPORTS	R. 2.0	10:33:40	4	216,9
2	Jake HUGHES	GBR	KOIRANEN GP	R. 2.0	10:33:54	3	216,9
18	Daniele CAZZANIGA	ITA	GSK GRAND PRIX	R. 2.0	10:28:30	1	216,9
6	Stefan RIENER	AUT	FORTEC MOTORSPORTS	R. 2.0	10:33:43	4	216,9
14	Nikita TROITSKIY	RUS	GSK GRAND PRIX	R. 2.0	10:31:45	4	216,9





12

**FESTIVAL DE AUTOMOVILISMO  
FORMULA 2.0 ALPS  
TOP CINCO VMAX - ENTRENAMIENTOS CRONOMETRADOS 1**

Piloto	Nat	Equipo	Top Five Vmax				
22	ANTHOINE HUBERT	FRA TECH 1 RACING	220,9	218,6	218,2	213,9	208,5
11	RICCARDO CAZZANIGA	ITA GSK GRAND PRIX	220,0	217,7	216,4	215,6	212,6
18	DANIELE CAZZANIGA	ITA GSK GRAND PRIX	219,5	219,1	218,6	216,9	166,9
21	VASILY ROMANOV	RUS CRAM MOTORSPORT	219,5	218,6	218,6	203,0	165,1
3	JACK AITKEN	GBR KOIRANEN GP	219,5	218,2	217,7	192,9	145,4
14	NIKITA TROITSKIY	RUS GSK GRAND PRIX	218,6	218,6	217,7	217,3	216,9
20	HUGO DE SADELEER	SUI TECH 1 RACING	218,6	217,7	216,9	191,5	179,1
10	DANYLO PRONENKO	UKR BVM RACING	218,6	217,3	216,4	215,6	211,8
31	SIMON GACHET	FRA TECH 1 RACING	218,2	218,2	216,0	196,4	180,9
26	JAMES ALLEN	AUS ARTA ENGINEERING	217,7	217,3	216,0	205,7	184,9
2	JAKE HUGHES	GBR KOIRANEN GP	217,7	216,9	216,4	189,5	
82	TRAVIS J FISCHER	USA CRAM MOTORSPORT	217,7	216,4	216,4	212,6	211,8
6	STEFAN RIENER	AUT FORTEC MOTORSPORTS	217,3	216,9	216,4	210,9	173,6
36	THIAGO VIVACQUA	BRA JD MOTORSPORT	217,3	216,9	216,4	208,5	144,2
37	ALEXEY KORNEEV	RUS JD MOTORSPORT	217,3	216,9	215,1	213,0	177,3
7	MATTEO FERRER	GBR CRAM MOTORSPORT	217,3	216,4	215,6	215,6	209,3
9	MAX DEFOURNY	BEL KOIRANEN GP	217,3	216,0	191,5	142,3	
25	AMAURY RICHARD	FRA ARTA ENGINEERING	217,3	215,6	193,9	193,2	135,2
15	MARTIN KODRIC	CRO FORTEC MOTORSPORTS	217,3	215,1	210,5	198,2	186,2
35	MATEVOS ISAAKYAN	RUS JD MOTORSPORT	216,9	216,9	207,7	137,6	
16	BEN BARNICOAT	GBR FORTEC MOTORSPORTS	216,9	216,0	197,1	186,2	178,2
46	JEHAN DARUVALA	IND FORTEC MOTORSPORTS	216,4	215,6	213,9	212,2	208,5
5	BRUNO BAPTISTA	BRA KOIRANEN GP	215,1	215,1	214,7	189,8	